

The Pride of Top Quality

FOOT MASTER[®]

Casters & Wheels

- Leveling Casters
- Compact Casters
- Shock Absorbing Casters
- AGV/AMR Casters**
- Stainless Steel Casters
- Heat Resistant Casters
- Light Duty Casters
- Medium Duty Casters
- Heavy Duty Casters
- Special Wheels & Casters



The Accomplishment of Perfect Product and Company

G-DOK Industries Co., Ltd. is a total caster engineering company creating caster innovation in the global markets with a brand of FOOT MASTER® since established in 1989.

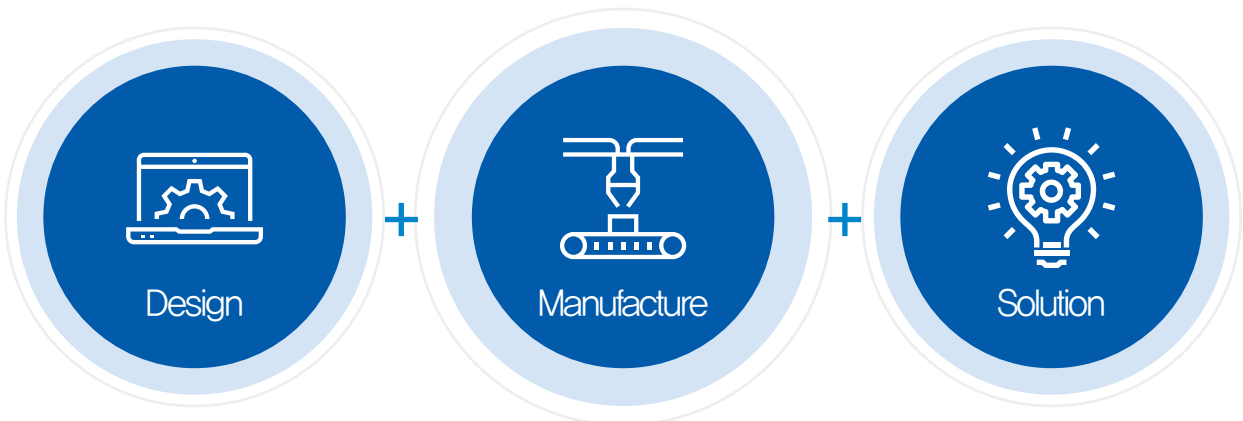
The original Leveling Caster, which is a new concept of functional product combining a caster with a leveling ability that is leading the global market in superior quality and dependability. Also, our Shock-Absorbing Caster is the first product in the world to use a special rubber spring. It absorbs subtle vibrations with ease and can endure high temperatures as much as 250oC which earns FOOT MASTER® global recognition for technological prowess. AGV/AMR Caster was created with another innovative technology. With offset optimization, special rubber spring, tilting feature, and dual swivel structure, this product is used for cutting-edge robot industries serving as a key part in future industries. Also, High-End Urethane Wheel capitalizes on the long-term know-hows of G-DOK Industries and its technological quality and durability are recognized by Korean semiconductor manufacturers handling difficult microscopic processes. By continuing innovative development projects, G-DOK Industries is sparing no effort to produce the best caster products in the world.

Going beyond today's success, G-DOK Industries is continuing innovative changes to create benchmark in the caster industry leading the Fourth Industrial Revolution.



01 The Pride of TOP QUALITY

We seek The Pride of Top Quality satisfying the customers and me at the same time.





- 2007

3rd Enlargement
10,000m²
- 2008

Founded R&D center officially
certified by the government
Acquired INNO-BIZ
certificate
- 2015


4th Enlargement
Factory expansion
- 2019

Designated global
small giant company
- 2021

5th Enlargement
Factory expansion

The first step of INNOVATION 02

We seek The first step of INNOVATION leading the markets and reacting to the markets.



CONTENT

Product code system		5				
Leveling casters	GD	10		Light duty casters	GL	78
	GDN	12			PL	84
	GDR	14			P	90
	GDL / GDLD	16			GDC	92
	GDH / GDHD	17			GDD	93
Compact casters	GLH	20		Medium duty casters	PLM	96
	JS	22			PME	98
Shock absorbing casters	GDS	28			RT1 / RT2 / RT3	99
	GDSB	32			PM	100
	G	33			GH	102
	GDSD	35			PH	104
	GDSP	36			PHS	106
	GSST	37			PMH	107
AGV/AMR casters	GAPL / GAPC	41			PMW	108
	GDSA	42			PHW	109
	GAJSD	45		Heavy duty casters	GF	112
	GAPH(D)	46			GXT	113
	GAGD	48			GXTT	115
	GXTA	49			GXTD	117
	GXTD	50			UGXT	118
	GASD	52		Custom-made	Caster	121
	GXTS	54			Wheel	123
	GAAD	56		Roller		126
	GSAD	57		Leveling foot		127
	GATD	59		Trolley		129
	Premium AGV/AMR Wheels	60		New product introduction		130
Stainless steel casters	SGL	64		Operational manual		136
	SPM	66				
	SGDN	67				
Heat-resistant casters	PL	72				
	GDS	74				

Product code system

| Leveling casters |

										Models
										Standard
										Plate type
										Nylon wheel
										Ø8,5 mounting hole
										Black frame
										Red wheel
										Black handle
										Anti-static pad
GDN	60	F	NYN	PØ8,5	FBL	WRE	HBL	CEN		
Basics					Options					

| Shock absorbing casters |

										Models
										Standard
										Swivel plate type
										PU wheel
										Ø8,5 mounting hole
										Black frame
										Anti-static wheel
										Height alternation
										Cushion hardness
GDS	100	ASF	LUD	PØ8,5	FBL	WEU	LFIX	65 °		
Basics				Options				Basics		

| Light duty · Medium duty · Heavy duty casters |

										Models
										Standard
										Swivel plate type with brake
										PU wheel
										GDC mounting hole
										Zinc-plated frame
										Anti-static wheel
										Additional option
PM	100	BSF	HUD	PGDC	FZN	WEU	Options			
Basics				Options						

| Trolley |

										Models
										Standard / Caster arrangement
										Handle type, Brake type
FT	300X	RB								
Basics										

| Name description |





Name	Description	Name	Description	Name	Description
F	Brake X, Swivel O, Plate type	MCN	MC nylon+No bearing	HUP	Heavy duty cast polyurethane+One bearing
S	Brake X, Swivel O, Stem type	MCD	MC nylon+Two bearings	HUD	Heavy duty cast polyurethane+Two bearings
ASF	Brake X, Swivel O, Plate type	MCQ	MC nylon+Four bearings	HUQ	Heavy duty cast polyurethane+Four bearings
ARF	Brake X, Swivel X, Plate type	TUN	Injected polyurethane+No bearing	HUWD	Heavy duty cast polyurethane+Two bearings
BSF	Brake O, Swivel O, Plate type	TUS	Injected polyurethane+One bearing	MUID	Medium duty cast polyurethane+One special bearing
BRF	Brake O, Swivel X, Plate type	TUD	Injected polyurethane+Two bearings	FRD	Fluoro rubber+Two bearings
ASS	Brake X, Swivel O, Stem type	HRN	Injected rubber+No bearing	MUPD	Medium duty cast polyurethane+Two bearings
ARS	Brake X, Swivel X, Stem type	HRS	Injected rubber+One bearing	SUNS	Light duty high elasticity polyurethane+One bearing
BSS	Brake O, Swivel O, Stem type	HRD	Injected rubber+Two bearings	SUND	Light duty high elasticity polyurethane+Two bearings
BRS	Brake O, Swivel X, Stem type	LUP	Light duty injected polyurethane+One bearing	EUS	Light duty high elasticity polyurethane+One bearing
NYN	Nylon+No bearing	LUD	Light duty injected polyurethane+Two bearings	EUD	Light duty high elasticity polyurethane+Two bearings
NYD	Nylon+Two bearings	SUD	Soft cast polyurethane+Two bearings	XUD	Heavy duty cast polyurethane+Two bearings
NYQ	Nylon+Four bearings	MUD	Medium duty cast polyurethane+Two bearings		


The Pride of Top Quality
FOOT MASTER®

Leveling casters



Guide for selection of wheels : Leveling casters

Image	Series	Description	Wheel code	Wheel dia mm	Wheel width mm	Axle bore mm	Hub length mm	Load capacity Kg	Bearing type
	NYN	– Nylon 66(Shore D70) – No bearing	NYN-40-20	40	20	7	22	60	X
			NYN-50-25	50	25	10	27	280	X
			NYN-63-28	63	28	12	34	550	X
			NYN-72-25	72	25	12	28	350	X
			NYN-75-30	75	30	12	35	1,000	X
	NYD	– Nylon 66(Shore D70) – Two ball bearings	NYD-75-55	75	55	12	55	700	6301 ZZ
	MCN	– MC nylon(Shore D80) – No bearing	MCN-40-19	40	19	7	21	60	X
			MCN-49-25	49	25	10	27	280	X
			MCN-62-28	62	28	12	33	550	X
			MCN-74-30	74	30	12	34	1,000	X
			MCN-90-55	90	55	18	56	1,500	X
	HUP	– Cast polyurethane (Shore D70) – Aluminum core – Plain bearing	HUP-50-25	50	25	10	27	280	Plain
			HUP-63-28	63	28	12	34	550	Plain
			HUP-75-30	75	30	12	35	800	Plain




Leveling casters

GD Leveling casters

Smart Solution for both easy movement & leveling set


FOOT MASTER® leveling casters lead the global market with a global standard technology.



Moving a piece of equipment into a desired location, applying a wheel braking mechanism, and setting the unit into the exact position is easier said than done in many caster applications; FOOT MASTER® leveling casters offer a smart solution. Once positioned in the exact spot of operation, the anti-vibration pad is lowered, and the caster wheel is lifted off the ground, making the equipment completely stationary.

Major features

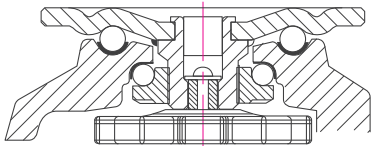
New concept of functional product combining a caster with a leveling ability: As a 2 in 1 system, it removes unnecessary work and improves work efficiency of workers.



FOOT MASTER®

Leveling casters GD series

kg 60~1,500kg **RoHS** **TEMP** -10~90°C



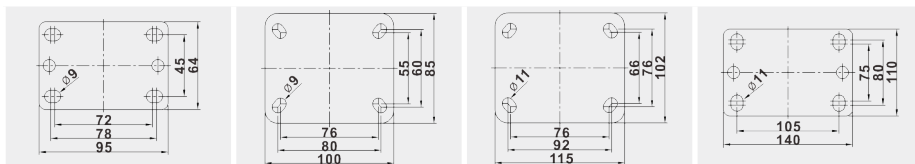
Brackets: Pressed steel plate(150 series: forged steel), double ball bearing with hardened bearing seats in the swivel head, ivory-colored aluminum frame, height adjustment with integrated orange handle or spanner(120/150 series: only available for spanner), anti-vibration NBR pad(120/150 series: AL)

Surface Treatment: Powder coating, zinc plated

* Recommended Load = Load Cap. × 2

Swivel	Wheel type	mm	mm	Kg	mm	mm	mm	mm	mm
GD-40-F	NYN	40	20	60	70+10	30	55x55	42x42	6.5
GD-60-F		50	25	280	82+10	36	73x73	58x58	7 or 8.5
GD-80-F		63	28	550	103+15	46	90x90	70x70	9
GD-100-F		75	30	800	120+12	53	95x95	70x70	11
GD-120-F		75	30	1,000	120+12	53	95x95	70x70	11
GD-40-F	MCN	40	19	60	70+10	30	55x55	42x42	6.5
GD-60-F		49	25	280	82+10	36	73x73	58x58	7 or 8.5
GD-80-F		62	28	550	103+15	46	90x90	70x70	9
GD-100-F		74	30	800	120+12	53	95x95	70x70	11
GD-120-F		74	30	1,000	120+12	53	95x95	70x70	11
GD-150-F		90	55	1,500	132+15	69	100x100	70x70	13
GD-60-F	HUP	50	25	280	82+10	36	73x73	58x58	7 or 8.5
GD-80-F		63	28	550	103+15	46	90x90	70x70	9
GD-100-F		75	30	800	120+12	53	95x95	70x70	11

Options



Code Suffix	-PUS	-PEU	-PUS	-PEU
Available for	60	60	100/120	100/120

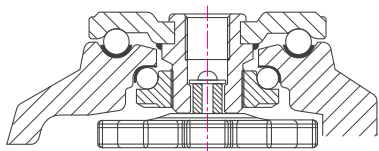


Code Suffix	NYN	MCN	HUP	-FBL	-CEN	-CUR
Description	Nylon66(D70)	MC nylon(D80)	Cast PU(D70)	Black frame	Anti-static pad	PU pad
Available for	40 ~ 120	40 ~ 150	60 ~ 100	40 ~ 150	40 ~ 100	40 ~ 100

FOOT MASTER®

Leveling casters GD series

60~1,000kg RoHS -10~90°C



Brackets: Pressed steel plate(100/120 series: forged steel), double ball bearing with hardened bearing seats in the swivel head, ivory-colored aluminum frame, height adjustment with integrated orange handle or spanner(120 series: only available for spanner), anti-vibration NBR pad (120 series: AL)

Surface Treatment: Powder coating, zinc plated

* Recommended Load = Load Cap. × 2

Swivel	Wheel type	mm	mm	Kg	mm	mm	mm	mm
GD-40-S	NYN	40	20	60	70+10	30	M8x1.25P	10
GD-60-S		50	25	280	82+10	36	M12x1.75P M16x2.0P 1/2"-13UNC	18
GD-80-S		63	28	550	103+15	46	M12x1.75P M16x2.0P 1/2"-13UNC	16
GD-100-S		75	30	800	120+12	53	M16x2.0P	24
GD-120-S		75	30	1,000	120+12	53		
GD-40-S	MCN	40	19	60	70+10	30	M8x1.25P	10
GD-60-S		49	25	280	82+10	36	M12x1.75P M16x2.0P 1/2"-13UNC	18
GD-80-S		62	28	550	103+15	46	M12x1.75P M16x2.0P 1/2"-13UNC	16
GD-100-S		74	30	800	120+12	53	M16x2.0P	24
GD-120-S		74	30	1,000	120+12	53		
GD-60-S	HUP	50	25	280	82+10	36	M12x1.75P M16x2.0P 1/2"-13UNC	18
GD-80-S		63	28	550	103+15	46	M12x1.75P M16x2.0P 1/2"-13UNC	16
GD-100-S		75	30	800	120+12	53	M16x2.0P	24

Options

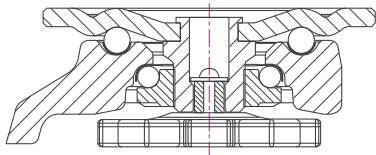
Code Suffix	NYN	MCN	HUP	-FBL	-CEN	-CUR
Description	Nylon66(D70)	MC nylon(D80)	Cast PU(D70)	Black frame	Anti-static pad	PU pad
Available for	40 ~ 120	40 ~ 120	60 ~ 100	40 ~ 120	40 ~ 100	40 ~ 100

FOOT MASTER®

Leveling casters

GDN series









kg 50~1,500kg **RoHS** **TEMP** -10~90°C



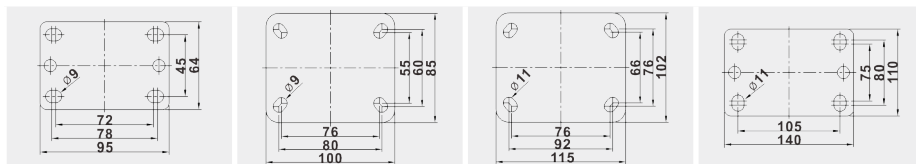
Brackets: Pressed steel plate(150 series: forged steel), double ball bearing with hardened bearing seats in the swivel head, ivory-colored aluminum frame, height adjustment with integrated orange handle or spanner(120/150 series: only available for spanner), anti-vibration NBR pad(120/150 series: AL)

Surface Treatment: Powder coating, zinc plated

* Recommended Load = Load Cap. × 2

Swivel	Wheel type	 mm	 mm	 Kg	 mm	 mm	 mm	 mm	 mm
GDN-40-F	NYN	40	20	50	70+10	30	55x55	42x42	6.5
GDN-60-F		50	25	250	82+10	38	73x73	58x58	7 or 8.5
GDN-80-F		63	28	500	103+15	46	90x90	70x70	9
GDN-100-F		75	30	750	120+12	53	95x95	70x70	11
GD-120-F		75	30	1,000	120+12	53	95x95	70x70	11
GDN-40-F	MCN	40	19	50	70+10	30	55x55	42x42	6.5
GDN-60-F		49	25	250	82+10	38	73x73	58x58	7 or 8.5
GDN-80-F		62	28	500	103+15	46	90x90	70x70	9
GDN-100-F		74	30	750	120+12	53	95x95	70x70	11
GD-120-F		74	30	1,000	120+12	53	95x95	70x70	11
GD-150-F		90	55	1,500	132+15	69	100x100	70x70	13
GDN-60-F	HUP	50	25	250	82+10	38	73x73	58x58	7 or 8.5
GDN-80-F		63	28	500	103+15	46	90x90	70x70	9
GDN-100-F		75	30	750	120+12	53	95x95	70x70	11

Options



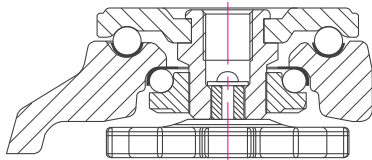
Code Suffix	-PUS	-PEU	-PUS	-PEU
Available for	60	60	100/120	100/120

						
Code Suffix	NYN	MCN	HUP	-FBL	-CEN	-CUR
Description	Nylon66(D70)	MC nylon(D80)	Cast PU(D70)	Black frame	Anti-static pad	PU pad
Available for	40 ~ 120	40 ~ 150	60 ~ 100	40 ~ 150	40 ~ 100	40 ~ 100

FOOT MASTER®

Leveling casters GDN series








 50~1,000kg  RoHS  -10~90°C




Brackets: Pressed steel plate(100/120 series: forged steel), double ball bearing with hardened bearing seats in the swivel head, ivory-colored aluminum frame, height adjustment with integrated orange handle or spanner(120 series: only available for spanner), anti-vibration NBR pad(120 series: AL)

Surface Treatment: Powder coating, zinc plated

* Recommended Load = Load Cap. × 2

Swivel	Wheel type	 mm	 mm	 Kg	 mm	 mm	 mm	 mm
GDN-40-S	NYN	40	20	50	70+10	30	M8x1.25P	10
GDN-60-S		50	25	250	82+10	38	M12x1.75P M16x2.0P 1/2"-13UNC	18
GDN-80-S		63	28	500	103+15	46	M12x1.75P M16x2.0P 1/2"-13UNC	16
GDN-100-S		75	30	750	120+12	53	M16x2.0P	24
GD-120-S		75	30	1,000	120+12	53		
GDN-40-S	MCN	40	19	50	70+10	30	M8x1.25P	10
GDN-60-S		49	25	250	82+10	38	M12x1.75P M16x2.0P 1/2"-13UNC	18
GDN-80-S		62	28	500	103+15	46	M12x1.75P M16x2.0P 1/2"-13UNC	16
GDN-100-S		74	30	750	120+12	53	M16x2.0P	24
GD-120-S		74	30	1,000	120+12	53		
GDN-60-S	HUP	50	25	250	82+10	38	M12x1.75P M16x2.0P 1/2"-13UNC	18
GDN-80-S		63	28	500	103+15	46	M12x1.75P M16x2.0P 1/2"-13UNC	16
GDN-100-S		75	30	750	120+12	53	M16x2.0P	24

Options

						
Code Suffix	NYN	MCN	HUP	-FBL	-CEN	-CUR
Description	Nylon66(D70)	MC nylon(D80)	Cast PU(D70)	Black frame	Anti-static pad	PU pad
Available for	40 ~ 120	40 ~ 120	60 ~ 100	40 ~ 120	40 ~ 100	40 ~ 100

FOOT MASTER®

Leveling casters

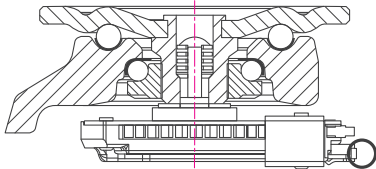
GDR series



250~500kg



-10~90°C



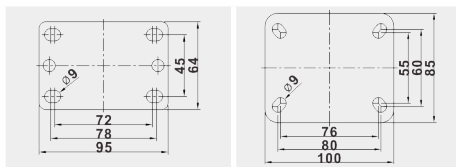
Brackets: Pressed steel plate, double ball bearing with hardened bearing seats in the swivel head, ivory-colored aluminum frame, height adjustment with integrated ratchet handle, anti-vibration NBR pad

Surface Treatment: Powder coating, zinc plated

* Recommended Load = Load Cap. × 2

Swivel	Wheel type	mm	mm	Kg	mm	mm	mm	mm	mm
GDR-60-F	NYN	50	25	250	82+10	38	73x73	58x58	7 or 8.5
GDR-80-F		63	28	500	103+15	46	90x90	70x70	9
GDR-60-F	MCN	49	25	250	82+10	38	73x73	58x58	7 or 8.5
GDR-80-F		62	28	500	103+15	46	90x90	70x70	9
GDR-60-F	HUP	50	25	250	82+10	38	73x73	58x58	7 or 8.5
GDR-80-F		63	28	500	103+15	46	90x90	70x70	9

Options



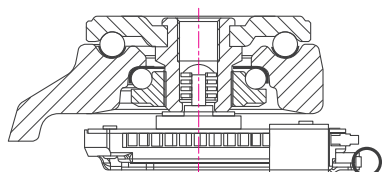
Code Suffix	-PUS	-PEU
Available for	60	60

Code Suffix	NYN	MCN	HUP	-FBL	-CEN	-CUR
Description	Nylon66(D70)	MC nylon(D80)	Cast PU(D70)	Black frame	Anti-static pad	PU pad
Available for	60 ~ 80	60 ~ 80	60 ~ 80	60 ~ 80	60 ~ 80	60 ~ 80

FOOT MASTER®

Leveling casters GDR series

 250~500kg  RoHS  -10~90°C






Brackets: Pressed steel plate, double ball bearing with hardened bearing seats in the swivel head, ivory-colored aluminum frame, height adjustment with integrated ratchet handle, anti-vibration NBR pad
Surface Treatment: Powder coating, zinc plated

* Recommended Load = Load Cap. × 2

Swivel	Wheel type	 mm	 mm	 Kg	 mm	 mm	 mm	 mm
GDR-60-S	NYN	50	25	250	82+10	38	M12x1.75P M16x2.0P 1/2"-13UNC	18
GDR-80-S		63	28	500	103+15	46	M12x1.75P M16x2.0P 1/2"-13UNC	16
GDR-60-S	MCN	49	25	250	82+10	38	M12x1.75P M16x2.0P 1/2"-13UNC	18
GDR-80-S		62	28	500	103+15	46	M12x1.75P M16x2.0P 1/2"-13UNC	16
GDR-60-S	HUP	50	25	250	82+10	38	M12x1.75P M16x2.0P 1/2"-13UNC	18
GDR-80-S		63	28	500	103+15	46	M12x1.75P M16x2.0P 1/2"-13UNC	16

Options

						
Code Suffix	NYN	MCN	HUP	-FBL	-CEN	-CUR
Description	Nylon66(D70)	MC nylon(D80)	Cast PU(D70)	Black frame	Anti-static pad	PU pad
Available for	60 ~ 80	60 ~ 80	60 ~ 80	60 ~ 80	60 ~ 80	60 ~ 80

Leveling casters

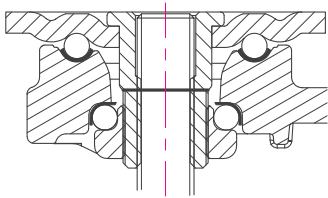
GDL/GDLD series



150~700kg



-10~90°C



Brackets: Pressed steel plate, double ball bearing with hardened bearing seats in the swivel head, ivory-colored aluminum frame, height adjustment with spanner, wheel brake system of on and off side pin, bolted wheel axle structure

Surface Treatment: Powder coating, zinc plated

* Recommended Load = Load Cap. × 3

Swivel	Swivel with brake	Wheel type	mm	mm	Kg	mm	mm	mm	mm	mm
GDL-50-ASF-NYN	-	NYN	50	25	150	73+10	45	73x73	58x58	7
GDL-65-ASF-NYN	-		63	28	500	98+18	56	90x90	70x70	9.5
GDLD-75-ASF-NYN	-		72	25x2	700	108+20	64	90x90	70x70	9.5
GDL-75-ASF-NYD	GDL-75-BSF-NYD	NYD	75	55	700	110+18	64	90x90	70x70	9.5
GDL-50-ASF-MCN	-	MCN	49	25	150	73+10	45	73x73	58x58	7
GDL-65-ASF-MCN	-		63	28	500	98+18	56	90x90	70x70	9.5
GDL-50-ASF-HUP	-	HUP	49	25	150	73+10	45	73x73	58x58	7
GDL-65-ASF-HUP	-		63	28	500	98+18	56	90x90	70x70	9.5

Options


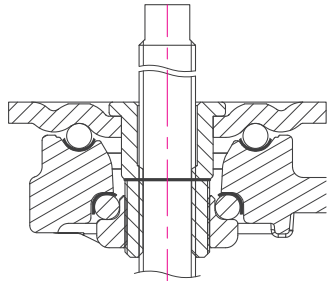
Code Suffix	NYN	NYD	MCN	HUP		
Description	Nylon66(D70)	Nylon66(D70)	MC nylon(D80)	Cast PU(D70)		
Available for	50 ~ 75	75	50 ~ 65	50 ~ 65		

FOOT MASTER®

Leveling casters

GDH/GDHD series











 150~700kg  RoHS  -10~90°C



Brackets: Pressed steel plate, double ball bearing with hardened bearing seats in the swivel head, ivory-colored aluminum frame, height adjustment with spanner, wheel brake system of on and off side pin, bolted wheel axle structure

Surface Treatment: Powder coating, zinc plated

* Recommended Load = Load Cap. × 3

Swivel	Swivel with brake	Wheel type	 mm	 mm	 Kg	 mm	 mm	 mm	 mm	 mm	 mm	 mm
GDH-50-ASF-NYN	-	NYN	50	25	150	73+35	45	73x73	58x58	7	M10x56L	7
GDH-65-ASF-NYN	-		63	28	500	98+48	56	90x90	70x70	9.5	M16x60L	11
GDHD-75-ASF-NYN	-		72	25x2	700	108+37	64	90x90	70x70	9.5	M16x60L	11
GDH-75-ASF-NYD	GDH-75-BSF-NYD	NYD	75	55	700	110+35	64	90x90	70x70	9.5	M16x60L	11
GDH-50-ASF-MCN	-	MCN	49	25	150	73+35	45	73x73	58x58	7	M10x56L	7
GDH-65-ASF-MCN	-		63	28	500	98+48	56	90x90	70x70	9.5	M16x60L	11
GDH-50-ASF-HUP	-	HUP	49	25	150	73+35	45	73x73	58x58	7	M10x56L	7
GDH-65-ASF-HUP	-		63	28	500	98+48	56	90x90	70x70	9.5	M16x60L	11

Options





						
Code Suffix	NYN	NYD	MCN	HUP		
Description	Nylon66(D70)	Nylon66(D70)	MC nylon(D80)	Cast PU(D70)		
Available for	50 ~ 75	75	50 ~ 65	50 ~ 65		

The Pride of Top Quality
FOOT MASTER®

Compact casters



Guide for selection of wheels : Compact casters

Image	Series	Description	Wheel code	Wheel dia mm	Wheel width mm	Axle bore mm	Hub length mm	Load capacity Kg	Bearing type
	NYQ	– Nylon 66(Shore D70) – Four ball bearings	NYQ-60-55	60	55	12	55	600	6901 ZZ
	NYD	– Nylon 66(Shore D70) – Two ball bearings	NYD-60-48	60	48	15	50	500	6003 ZZ
			NYD-70-48	70	48	15	50	600	6003 ZZ
			NYD-75-55	75	55	12	55	750	6301 ZZ
	MCD	– MC nylon(Shore D80) – Two ball bearings	MCD-60-48	60	48	15	50	600	6003 ZZ
			MCD-70-48	70	48	15	50	700	6003 ZZ
	HUD	– Cast polyurethane (Shore D70) – Aluminum core – Two ball bearings	HUD-60-48	60	48	15	50	400	6003 ZZ
			HUD-70-48	70	48	15	50	500	6003 ZZ

FOOT MASTER®

Compact casters

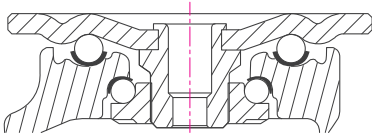
GLH series



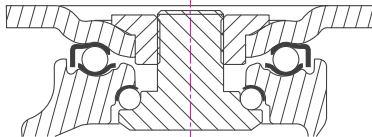
550~750kg



-10~90°C



GLH(60/75)



GLH(60/75-PPHS)

Brackets: Pressed steel plate, double ball bearing with hardened bearing seats in the swivel head, ivory-colored aluminum frame, wheel brake system of on and off side pin, bolted wheel axle structure

Surface Treatment: Powder coating, zinc plated

* Recommended Load = Load Cap. × 3

Swivel	Swivel with brake	Wheel type	mm	mm	Kg	mm	mm	mm	mm	mm
GLH-60-ASF	GLH-60-BSF	NYQ	60	55	550	92	25	90x90	70x70	9
GLH-75-ASF	GLH-75-BSF	NYD	75	55	700	107	25			
GLH-60-ASF-PPHS	GLH-60-BSF-PPHS	NYQ	60	55	600	98	25	100x100	78x78 64x64	10.5
GLH-75-ASF-PPHS	GLH-75-BSF-PPHS	NYD	75	55	750	113	25			

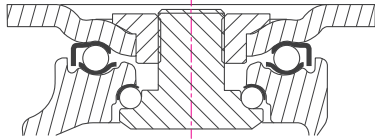
Options

Code Suffix	NYQ	NYD				
Description	Nylon66(D70)	Nylon66(D70)				
Available for	60	75				

FOOT MASTER®









Compact casters GLH series

 600~750kg  RoHS  -10~90°C





Brackets: Pressed steel plate, double ball bearing with hardened bearing seats in the swivel head, ivory-colored aluminum frame, wheel brake system of on and off side pin, bolted wheel axle structure
Surface Treatment: Powder coating, zinc plated

* Recommended Load = Load Cap. × 3

Swivel	Swivel with brake	Wheel type	 mm	 mm	 Kg	 mm	 mm	 mm	 mm	 mm
GLH-60-ASF-PUS	GLH-60-BSF-PUS	NYQ	60	55	600	98	25	115x102	92x66 76x76	11
GLH-75-ASF-PUS	GLH-75-BSF-PUS	NYD	75	55	750	113	25			
GLH-60-ASF-PEU	GLH-60-BSF-PEU	NYQ	60	55	600	98	25	100x85	80x60 77x45	9
GLH-75-ASF-PEU	GLH-75-BSF-PEU	NYD	75	55	750	113	25			

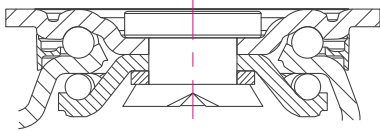
Options

						
Code Suffix	NYQ	NYD				
Description	Nylon66(D70)	Nylon66(D70)				
Available for	60	75				

FOOT MASTER®

Compact casters JS series









 400~700kg  RoHS  -10~90°C











Brackets: High-strength pressed steel plate with even hardened heat treatment, strong integrated pressed steel frame, dust protection cover in the swivel head, bolted wheel axle structure

Surface Treatment: Zinc plated




* Recommended Load = Load Cap. × 3

Swivel	Rigid	Wheel type	 mm	 mm	 Kg	 mm	 mm	 mm	 mm	 mm
JS-60-ASF	JS-60-ARF	NYD	60	48	500	87	21	105x80	86x61	9
JS-70-ASF	JS-70-ARF		70	48	600	97	21			
JS-60-ASF	JS-60-ARF	MCD	60	48	600	87	21	105x80	86x61	9
JS-70-ASF	JS-70-ARF		70	48	700	97	21			
JS-60-ASF	JS-60-ARF	HUD	60	48	400	87	21	105x80	86x61	9
JS-70-ASF	JS-70-ARF		70	48	500	97	21			

* Recommended Load = Load Cap. × 3

Swivel	Wheel type	 mm	 mm	 Kg	 mm	 mm	 mm	 mm	 mm
JS-60-ASF-PJP	NYD	60	48	500	87	21	80x80	63x63	9.5
JS-70-ASF-PJP		70	48	600	97	21			
JS-60-ASF-PJP	MCD	60	48	600	87	21	80x80	63x63	9.5
JS-70-ASF-PJP		70	48	700	97	21			
JS-60-ASF-PJP	HUD	60	48	400	87	21	80x80	63x63	9.5
JS-70-ASF-PJP		70	48	500	97	21			

Options

						
Code Suffix	NYD	MCD	HUD			
Description	Nylon66(D70)	MC nylon(D80)	Cast PU(D70)			
Available for	60 ~ 70	60 ~ 70	60 ~ 70			


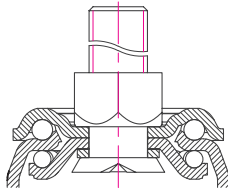
FOOT MASTER®

Compact casters JS series

 400~500kg

 RoHS









 -10~90°C






Brackets: Forged steel bolt, High-strength pressed steel plate with even hardened heat treatment, strong integrated pressed steel frame, bolted wheel axle structure

Surface Treatment: Zinc plated

* Recommended Load = Load Cap. × 3

Swivel	Wheel type	 mm	 mm	 Kg	 mm	 mm	 mm	 mm	 mm
JS-60-ASS	NYD	60	48	500	98	21	M20x2.5	40	30
JS-70-ASS		70	48	500	108	21			
JS-60-ASS	MCD	60	48	500	98	21	M20x2.5	40	30
JS-70-ASS		70	48	500	108	21			
JS-60-ASS	HUD	60	48	400	98	21	M20x2.5	40	30
JS-70-ASS		70	48	500	108	21			

Options

						
Code Suffix	NYD	MCD	HUD			
Description	Nylon66(D70)	MC nylon(D80)	Cast PU(D70)			
Available for	60 ~ 70	60 ~ 70	60 ~ 70			




The Pride of Top Quality
FOOT MASTER®

Shock absorbing casters



Guide for selection of wheels : Shock absorbing casters

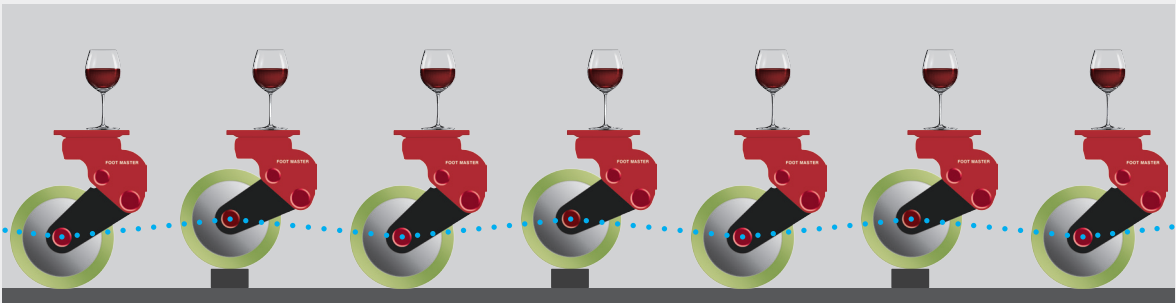
Image	Series	Description	Wheel code	Wheel dia mm	Wheel width mm	Axle bore mm	Hub length mm	Load capacity Kg	Bearing type
	TUS	<ul style="list-style-type: none"> – Injected polyurethane (Shore A92) – PP core – One ball bearing 	TUS-100-30	100	30	8	40	100	6202 ZZ
			TUS-125-30	125	30	8	40	110	6202 ZZ
			TUS-150-30	150	30	8	40	110	6202 ZZ
	TUD	<ul style="list-style-type: none"> – Injected polyurethane (Shore A92) – PP core – Two ball bearings 	TUD-100-30	100	30	8	30	100	608 ZZ
			TUD-125-30	125	30	8	30	110	608 ZZ
			TUD-150-30	150	30	8	30	110	608 ZZ
	HRS	<ul style="list-style-type: none"> – Injected rubber (Shore A85) – PP core – One ball bearing 	HRS-100-30	100	30	8	40	100	6202 ZZ
			HRS-125-30	125	30	8	40	110	6202 ZZ
			HRS-150-30	150	30	8	40	110	6202 ZZ
	HRD	<ul style="list-style-type: none"> – Injected rubber (Shore A85) – PP core – Two ball bearings 	HRD-100-30	100	30	8	30	100	608 ZZ
			HRD-125-30	125	30	8	30	110	608 ZZ
			HRD-150-30	150	30	8	30	110	608 ZZ
	LUD	<ul style="list-style-type: none"> – Cast polyurethane (Shore A90) – Aluminum core – Two ball bearings 	LUD-75-30	75	30	8	30	90	608 ZZ
			LUD-100-30	100	30	8	30	120	608 ZZ
			LUD-125-30	125	30	8	30	120	608 ZZ
			LUD-150-30	150	30	8	30	120	608 ZZ
	LUD-WEU	<ul style="list-style-type: none"> – Cast polyurethane (Shore A90) – Aluminum core – Two ball bearings – Anti-static version ($10^9 \sim 10^9 \Omega \text{cm}$) 	LUD-WEU-75-30	75	30	8	30	90	608 ZZ
			LUD-WEU-100-30	100	30	8	30	120	608 ZZ
			LUD-WEU-125-30	125	30	8	30	120	608 ZZ
			LUD-WEU-150-30	150	30	8	30	120	608 ZZ
	MUD	<ul style="list-style-type: none"> – Cast polyurethane (Shore A95) – Aluminum core – Two ball bearings 	MUD-150-48	150	48	15	50	360	6202 ZZ
			MUD-200-48	200	48	15	50	450	6202 ZZ
			MUD-250-48	250	48	15	50	450	6202 ZZ
	HUD	<ul style="list-style-type: none"> – Cast polyurethane (Shore A95) – Aluminum core – Two ball bearings 	HUD-130-40	130	40	15	50	430	6202 ZZ
			HUD-150-40	150	40	15	50	550	6202 ZZ
			HUD-200-40	200	40	15	50	550	6202 ZZ
			HUD-200-48	200	48	15	60	600	6202 ZZ
			HUD-250-60	250	60	25	60	1,350	6205 ZZ
	HUD-WEU	<ul style="list-style-type: none"> – Cast polyurethane (Shore A95) – Aluminum core – Two ball bearings – Anti-static version ($10^9 \sim 10^9 \Omega \text{cm}$) 	HUD-WEU-130-40	130	40	15	50	430	6202 ZZ
			HUD-WEU-150-40	150	40	15	50	550	6202 ZZ
			HUD-WEU-200-40	200	40	15	50	550	6202 ZZ
	EUS	<ul style="list-style-type: none"> – High elasticity polyurethane (Shore A80) – PC core – One ball bearings 	EUS-50-23	50	23	6	28	40	6001 ZZ
			EUS-64-23	64	23	6	28	50	6001 ZZ



Shock absorbing casters

GDS shock absorbing casters

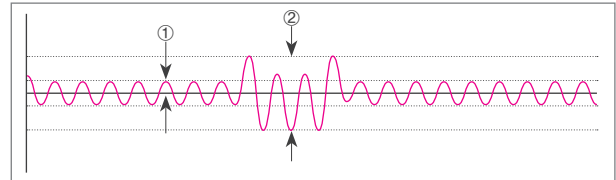

Advanced shock absorbing technology with a noise free solution



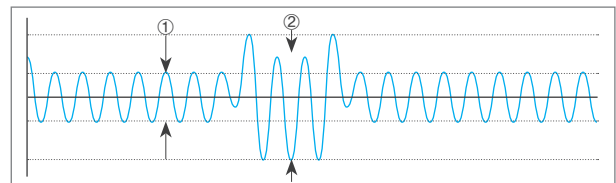

FOOT MASTER® shock absorbing casters using special rubber springs absorbing fine vibrations can not only protect products sensitive to shocks such as semiconductors and glass during movement, but can reduce even general natural noises as well as road-surface friction noises generated during the process of towing.

Major features

Shock absorbing casters



Normal casters



1. Noise reduction

FOOT MASTER® shock absorbing caster uses special rubber which absorbs fine vibrations. This special rubber shows a more outstanding effect in noise reduction than the shock-absorbing caster using general coil springs by intercepting the transmission of vibrations generated from a metal body.

2. Protection from external shocks

Products such as semiconductors and glass can receive fatal defects by fine shocks during movement. As shown in the above wave graph, FOOT MASTER® technology absorbs shocks like a sponge to largely reduce external shocks coming from uneven floors to prevent damage to the products.

FOOT MASTER®

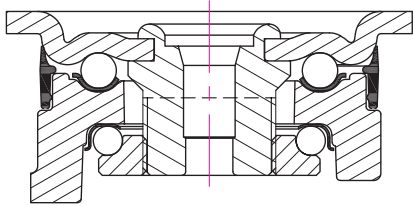
Shock absorbing casters MINI GDS series



kg 40~50kg

RoHS

°C -10~90°C



Brackets: Pressed steel plate, double ball bearing with hardened bearing seats in the swivel head, ivory-colored aluminum frame, fine shock absorption function with special rubber(select between A65 and A75), smooth-operating top brake system, special wheel axle for reinforce of smooth rolling

Surface Treatment: Powder coating, zinc plated

* Recommended Load = Load Cap. × 3

Swivel	Rigid	Swivel with brake	Rigid with brake	Wheel type	Cushion	mm	mm	Kg	mm	mm	mm	mm	mm
GDS-50-ASF	GDS-50-ARF	GDS-50-BSF	GDS-50-BRF	EUS	65°	50	23	40	100-10	30~34	55x55	42x42	6.5
GDS-65-ASF	GDS-65-ARF	GDS-65-BSF	GDS-65-BRF			64	23	50	115-10	30~36			
GDS-50-ASF-PUS	GDS-50-ARF-PUS	GDS-50-BSF-PUS	GDS-50-BRF-PUS			50	23	40	100-10	30~34	95x64	78x45 72x45	9
GDS-65-ASF-PUS	GDS-65-ARF-PUS	GDS-65-BSF-PUS	GDS-65-BRF-PUS			64	23	50	115-10	30~36			

Options

Code Suffix	EUS					
Description	Elastic PU(A80)					
Available for	50 ~ 65					

FOOT MASTER®

Shock absorbing casters

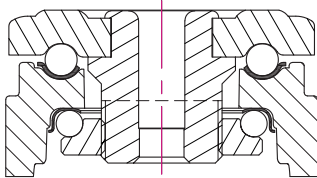
MINI GDS series



40~50kg

RoHS

-10~90°C



Brackets: Pressed steel plate, double ball bearing with hardened bearing seats in the swivel head, ivory-colored aluminum frame, fine shock absorption function with special rubber(select between A65 and A75), smooth-operating top brake system, special wheel axle for reinforce of smooth rolling

Surface Treatment: Powder coating, zinc plated

* Recommended Load = Load Cap. × 3

Swivel	Rigid	Swivel with brake	Rigid with brake	Wheel type	Cushion	mm	mm	Kg	mm	mm	mm	mm
GDS-50-ASS	-	GDS-50-BSS	-	EUS	65 °	50	23	40	100-10	30~34	M8x1.25P	10
GDS-65-ASS	-	GDS-65-BSS	-			64	23	50	115-10	30~36		

선택사항

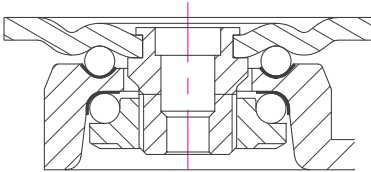
Code Suffix	EUS						
Description	Elastic PU(A80)						
Available for	50 ~ 65						

FOOT MASTER®

Shock absorbing casters GDS series



kg 90~350kg RoHS °C -10~90°C



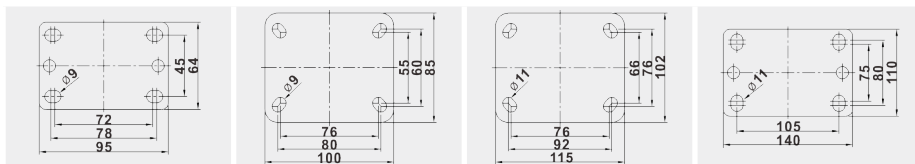
Brackets: Pressed steel plate, double ball bearing with hardened bearing seats in the swivel head, ivory-colored aluminum frame, fine shock absorption function with special rubber(select between A65 and A75), smooth-operating top brake system, special wheel axle for reinforce of smooth rolling

Surface Treatment: Powder coating, zinc plated

* Recommended Load = Load Cap. × 3

Swivel	Rigid	Swivel with brake	Rigid with brake	Wheel type	Cushion	mm	mm	Kg	mm	mm	mm	mm	mm
GDS-75-ASF	GDS-75-ARF	-	-	LUD	65° / 75°	75	30	90	130~15	35~39	73x73	58x58	7
GDS-100-ASF	GDS-100-ARF	GDS-100-BSF	GDS-100-BRF			100	30	100	160~20	45~53			
GDS-125-ASF	GDS-125-ARF	GDS-125-BSF	GDS-125-BRF			125	30	100	187~20	45~54			
GDS-130-ASF	GDS-130-ARF	GDS-130-BSF	GDS-130-BRF	HUD	65° / 75°	130	40	350	200~30	36~50	95x95	70x70	11
GDS-150-ASF	GDS-150-ARF	GDS-150-BSF	GDS-150-BRF			150	40	350	230~30	36~50			
GDS-200-ASF	GDS-200-ARF	GDS-200-BSF	GDS-200-BRF			200	40	350	270~35	55~76			

Options



Code Suffix	-PUS	-PEU	-PUS	-PEU
Available for	75 ~ 125	75 ~ 125	130 ~ 200	130 ~ 200

Code Suffix	LUD	HUD	-WEU	-FBL
Description	Cast PU(A90)	Cast PU(A95)	Anti-static(Black)	Black frame
Available for	75 ~ 125	130 ~ 200	75 ~ 200	75 ~ 200

FOOT MASTER®

Shock absorbing casters

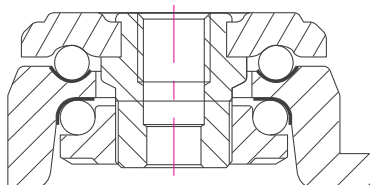
GDS series



90~350kg

RoHS

-10~90°C



Brackets: Pressed steel plate(130~200 series: forged steel), double ball bearing with hardened bearing seats in the swivel head, ivory-colored aluminum frame, fine shock absorption function with special rubber(select between A65 and A75), smooth-operating top brake system, special wheel axle for reinforce of smooth rolling

Surface Treatment: Powder coating, zinc plated

* Recommended Load = Load Cap. × 3

Swivel	Rigid	Swivel with brake	Rigid with brake	Wheel type	Cushion	mm	mm	Kg	mm	mm	mm	mm
GDS-75-ASS	GDS-75-ARS	-	-	LUD	65° / 75°	75	30	90	130-15	35~39	M12x1.75P	18
GDS-100-ASS	GDS-100-ARS	GDS-100-BSS	GDS-100-BRS			100	30	100	160-20	45~53		
GDS-125-ASS	GDS-125-ARS	GDS-125-BSS	GDS-125-BRS			125	30	100	187-20	45~54		
GDS-130-ASS	GDS-130-ARS	GDS-130-BSS	GDS-130-BRS	HUD	65° / 75°	130	40	350	200-30	36~50	M16x2.0P	24
GDS-150-ASS	GDS-150-ARS	GDS-150-BSS	GDS-150-BRS			150	40	350	230-30	36~50		
GDS-200-ASS	GDS-200-ARS	GDS-200-BSS	GDS-200-BRS			200	40	350	270-35	55~76		

Options

Code Suffix	LUD	HUD	-WEU	-FBL		
Description	Cast PU(A90)	Cast PU(A95)	Anti-static(Black)	Black frame		
Available for	75 ~ 125	130 ~ 200	75 ~ 200	75 ~ 200		

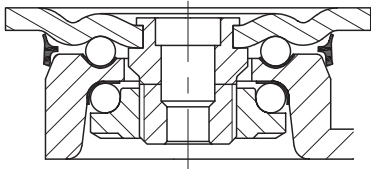

FOOT MASTER®

Shock absorbing casters GDSB series

kg 100kg

RoHS

°C -10~90°C











Brackets: Pressed steel plate, double ball bearing with hardened bearing seats in the swivel head, texture blue-colored aluminum frame, fine shock absorption function with special rubber(select between A65 and A75), smooth-operating total-lock top brake system, special wheel axle for reinforce of smooth rolling

Surface Treatment: Powder coating, zinc plated

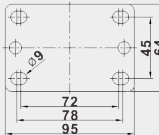
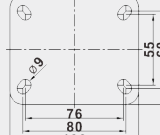

World's first[Patent]

Shock absorbing casters with total lock brake system using cable – dual brakes

* Recommended Load = Load Cap. × 3

Swivel	Rigid	Swivel with brake	Rigid with brake	Wheel type	Cushion								
						mm	mm	Kg	mm	mm	mm	mm	mm
GDSB-100-ASF	GDSB-100-ARF	GDSB-100-BSF	GDSB-100-BRF	LUD	65°/75°	100	30	100	171-20	45~54	73x73	58x58	7
GDSB-125-ASF	GDSB-125-ARF	GDSB-125-BSF	GDSB-125-BRF	LUD	65°/75°	125	30	100	197-20	45~57	73x73	58x58	7


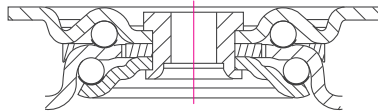
Options

						
Code Suffix	-PUS	-PEU				
Available for	100 ~ 125	100 ~ 125				
Code Suffix	LUD	-FBL	-WEU			
Description	Cast PU(A90)	Black frame	Anti-static(Black)			
Available for	100 ~ 125	100 ~ 125	100 ~ 125			

FOOT MASTER®

Shock absorbing casters G series

kg 100~120kg **RoHS** **°C** -10~90°C



Brackets: Pressed steel plate, double ball bearing with hardened bearing seats in the swivel head, strong integrated pressed steel frame, dust protection cover in the swivel head, fine shock absorption function with special rubber, smooth-operating top brake system, bolted wheel axle structure

Surface Treatment: Zinc plated

* Recommended Load = Load Cap. × 3

Swivel	Rigid	Swivel with brake	Rigid with brake	Wheel type	Cushion	mm	mm	Kg	mm	mm	mm	mm	mm
G-100-ASF	G-100-ARF	G-100-BSF	G-100-BRF	TUS	50°	100	30	100	150-10	45~50	100x85	80x60 77x45	9
G-125-ASF	G-125-ARF	G-125-BSF	G-125-BRF		70°	125	30	110	177.5-10	50~55			
G-100-ASF	G-100-ARF	G-100-BSF	G-100-BRF	HRS	50°	100	30	100	150-10	45~50	100x85	80x60 77x45	9
G-125-ASF	G-125-ARF	G-125-BSF	G-125-BRF		70°	125	30	110	177.5-10	50~55			
G-100-ASF	G-100-ARF	G-100-BSF	G-100-BRF	TUD	50°	100	30	100	150-10	45~50	100x85	80x60 77x45	9
G-125-ASF	G-125-ARF	G-125-BSF	G-125-BRF		70°	125	30	110	177.5-10	50~55			
G-150-ASF	G-150-ARF	G-150-BSF	G-150-BRF		70°	150	30	110	200-10	50~57			
G-100-ASF	G-100-ARF	G-100-BSF	G-100-BRF	HRD	50°	100	30	100	150-10	45~50	100x85	80x60 77x45	9
G-125-ASF	G-125-ARF	G-125-BSF	G-125-BRF		70°	125	30	110	177.5-10	50~55			
G-150-ASF	G-150-ARF	G-150-BSF	G-150-BRF		70°	150	30	110	200-10	50~57			
G-100-ASF	G-100-ARF	G-100-BSF	G-100-BRF	LUD	50°	100	30	120	150-10	45~50	100x85	80x60 77x45	9
G-125-ASF	G-125-ARF	G-125-BSF	G-125-BRF		70°	125	30	120	177.5-10	50~55			
G-150-ASF	G-150-ARF	G-150-BSF	G-150-BRF		70°	150	30	120	200-10	50~57			

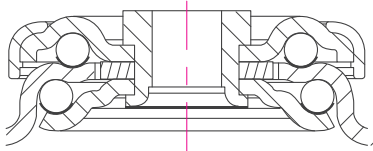
Options

Code Suffix	TUS	HRS	TUD	HRD	LUD	-WEU
Description	Inj. PU(A92)	Rubber(A85)	Inj. PU(A92)	Rubber(A85)	Cast PU(A90)	Anti-static(Black)
Available for	100 ~ 125	100 ~ 125	100 ~ 150	100 ~ 150	100 ~ 150	100 ~ 150

FOOT MASTER®

Shock absorbing casters G series

 100~120kg  RoHS  -10~90°C



Brackets: Pressed steel plate, double ball bearing with hardened bearing seats in the swivel head, strong integrated pressed steel frame, dust protection cover in the swivel head, fine shock absorption function with special rubber, smooth-operating top brake system, bolted wheel axle structure

Surface Treatment: Zinc plated

* Recommended Load = Load Cap. × 3

Swivel	Swivel with brake	Wheel type	Cushion	 mm	 mm	 Kg	 mm	 mm	 mm
G-100-ASS	G-100-BSS	TUS	50 °	100	30	100	150-10	45~50	12.5
G-125-ASS	G-125-BSS		70 °	125	30	110	177.5-10	50~55	
G-100-ASS	G-100-BSS	HRS	50 °	100	30	100	150-10	45~50	12.5
G-125-ASS	G-125-BSS		70 °	125	30	110	177.5-10	50~55	
G-100-ASS	G-100-BSS	TUD	50 °	100	30	100	150-10	45~50	12.5
G-125-ASS	G-125-BSS		70 °	125	30	110	177.5-10	50~55	
G-150-ASS	G-150-BSS		70 °	150	30	110	200-10	50~57	
G-100-ASS	G-100-BSS	HRD	50 °	100	30	100	150-10	45~50	12.5
G-125-ASS	G-125-BSS		70 °	125	30	110	177.5-10	50~55	
G-150-ASS	G-150-BSS		70 °	150	30	110	200-10	50~57	
G-100-ASS	G-100-BSS	LUD	50 °	100	30	120	150-10	45~50	12.5
G-125-ASS	G-125-BSS		70 °	125	30	120	177.5-10	50~55	
G-150-ASS	G-150-BSS		70 °	150	30	120	200-10	50~57	

Options

						
Code Suffix	TUS	HRS	TUD	HRD	LUD	-WEU
Description	Inj. PU(A92)	Rubber(A85)	Inj. PU(A92)	Rubber(A85)	Cast PU(A90)	Anti-static(Black)
Available for	100 ~ 125	100 ~ 125	100 ~ 150	100 ~ 150	100 ~ 150	100 ~ 150


FOOT MASTER®

Shock absorbing casters

GSD series











kg 100kg~350kg **RoHS** **°C** -10~90°C






Brackets: Pressed steel plate(130 series: forged steel), double ball bearing with hardened bearing seats in the swivel head, ivory-colored aluminum frame, fine shock absorption function with special rubber, dual-wheel structure that is advantageous in turning direction, bolted wheel axle structure

Surface Treatment: Powder coating, zinc plated

* Recommended Load = Load Cap. × 3

Swivel	Rigid	Wheel type	Cushion								
				mm	mm	Kg	mm	mm	mm	mm	mm
GSD-100-ASF	GSD-100-ARF	LUD	65 °	100	30x2	100	162,5-20	45~53	73x73	58x58	7
GSD-130-ASF	GSD-130-ARF	HUD	65 °	130	40x2	350	227-30	50~66	95x95	70x70	11

Swivel	Rigid	Wheel type	Cushion							
				mm	mm	Kg	mm	mm	mm	mm
GSD-100-ASS	GSD-100-ARS	LUD	65 °	100	30x2	100	162,5-20	45~53	M12x1,75P	18

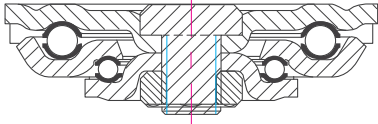
Options

						
Code Suffix	LUD	HUD	-WEU			
Description	Cast PU(A90)	Cast PU(A95)	Anti-static(Black)			
Available for	100	130	100 ~ 130			

FOOT MASTER®

Shock absorbing casters GDSP series

 360~450kg  RoHS  -10~90°C











Towing by power vehicle(20km/h)



Brackets: Pressed steel plate, double ball bearing with hardened bearing seats in the swivel head, strong welded frame, fine shock absorption function with special rubber, towing by power vehicle(20km/h), steel top brake system, bolted wheel axle structure

Surface Treatment: Powder coating, zinc plated

* Recommended Load = Load Cap. × 3

Swivel	Rigid	Swivel with brake	Rigid with brake	Wheel type	Cushion	 mm	 mm	 Kg	 mm	 mm	 mm	 mm	 mm
GDSP-150-ASF	GDSP-150-ARF	GDSP-150-BSF	GDSP-150-BRF	MUD	65 °	150	48	360	202-14	48~53	158x114	133x86 125x62	13
GDSP-200-ASF	GDSP-200-ARF	GDSP-200-BSF	GDSP-200-BRF		75 °	200	48	450	253-15	65~75			
GDSP-150-ASF-PEU	GDSP-150-ARF-PEU	GDSP-150-BSF-PEU	GDSP-150-BRF-PEU	MUD	65 °	150	48	360	202-14	48~53	140x110	105x80 105x75	11
GDSP-200-ASF-PEU	GDSP-200-ARF-PEU	GDSP-200-BSF-PEU	GDSP-200-BRF-PEU		75 °	200	48	450	253-15	65~75			

Options

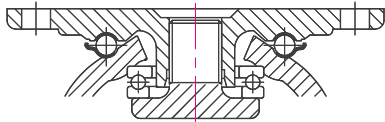
						
Code Suffix	MUD	-4DL				
Description	Cast PU(A95)	4 Directional Lock				
Available for	150 ~ 200	150 ~ 200				

FOOT MASTER®

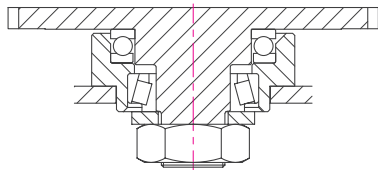
Shock absorbing casters GSST series



kg 400~1,350kg **RoHS** **°C** -10~90°C



GSST(130~200W)











GSST(250)

Towing by power vehicle(20km/h)


Brackets: Forged steel plate, ball bearing with hardened bearing seats and thrust bearing in the swivel head(250 series: thrust bearing and taper roller bearing), rugged pressed steel frame with ivory color after welding, fine shock absorption function with special rubber(select between A65 and A75), towing by power vehicle(20km/h), strong top brake system, bolted wheel axle structure

Surface Treatment: Powder coating, zinc plated

* Recommended Load = Load Cap. × 3

Swivel	Rigid	Swivel with brake	Wheel type	Cushion	 mm	 mm	 Kg	 mm	 mm	 mm	 mm	 mm
GSST-130-ASF	GSST-130-ARF	GSST-130-BSF	HUD	65° / 75°	130	40	400	200-21	46~55	160x120	135x85 125x65	15
GSST-150-ASF	GSST-150-ARF	GSST-150-BSF			150	40	400	232-30	46~61			
GSST-200-ASF	GSST-200-ARF	GSST-200-BSF			200	40	400	276-30	50~70			
GSST-200W-ASF	GSST-200W-ARF	-	HUD	75°	200	48	500	279-30	50~68	160x135	140x105 105x80	14
GSST-250-ASF	GSST-250-ARF	-	HUD	65° / 75°	250	60	1,350	362-30	78~92	175x140	148x111 132x99	14

Options

												
Code Suffix	HUD											
Description	Cast PU(A95)											
Available for	130 ~ 250											

AGV/AMR casters



Guide for selection of wheels : AGV/AMR casters


Image	Series	Description	Wheel code	Wheel dia mm	Wheel width mm	Axle bore mm	Hub length mm	Load capacity Kg	Bearing type
	HUD	<ul style="list-style-type: none"> – Cast polyurethane (Shore A90) – Aluminum core – Two ball bearings 	HUD-75-30	75	30	8	30	100	608 ZZ
	HUD	<ul style="list-style-type: none"> – Cast polyurethane (Shore A95) – Aluminum core 	HUD-60-23	60	23	15	26	75	6202 ZZ
			HUD-70-23	70	23	15	26	100	6202 ZZ
			HUD-75-23	75	23	15	23	100	6202 ZZ
			HUD-75-48	75	48	15	51	200	6202 ZZ
	HUD	<ul style="list-style-type: none"> – Cast polyurethane (Shore A95) – Steel core – Two ball bearings 	HUD-75-30	75	30	15	30	125	6202 ZZ
			HUD-100-30	100	30	15	30	155	6202 ZZ
			HUD-125-35	125	35	17	35	220	6203 ZZ
			HUD-150-40	150	40	17	40	315	6203 ZZ
	HUD	<ul style="list-style-type: none"> – Cast polyurethane (Shore A95) – Steel core – Two ball bearings 	HUD-110-29	110	29	15	27	200	6202ZZ
			HUD-150-40	150	40	17	40	400	6203ZZ
			HUD-200-65	200	65	25	65	1,250	6205ZZ
			HUD-250-78	250	78	35	78	2,200	6210ZZ
			HUD-300-78	300	78	35	78	2,600	6210ZZ
	NUD	<ul style="list-style-type: none"> – Cast polyurethane (Shore A95) – Steel core – Two ball bearings 	NUD-75-30	75	30	15	30	125	6202 ZZ
			NUD-100-30	100	30	15	30	155	6202 ZZ
			NUD-125-35	125	35	17	35	220	6203 ZZ
			NUD-150-40	150	40	17	40	315	6203 ZZ
	HUQ	<ul style="list-style-type: none"> – Cast polyurethane (Shore A95) – Steel core – Four ball bearings 	HUQ-100-50	100	50	15	62	400	6202 ZZ
	EUS	<ul style="list-style-type: none"> – High elasticity polyurethane (Shore A80) – PC core – One ball bearings 	EUS-50-23	50	23	6	30	40	6001 ZZ
			EUS-64-23	64	23	6	30	50	6001 ZZ
	XUD	<ul style="list-style-type: none"> – Cast polyurethane (Shore D70) – Aluminum core – Two ball bearings 	XUD-70-23	70	23	15	26	150	6202 ZZ

AGV/AMR casters

GAPL/GAPC series

Excellent Durability for Light Load

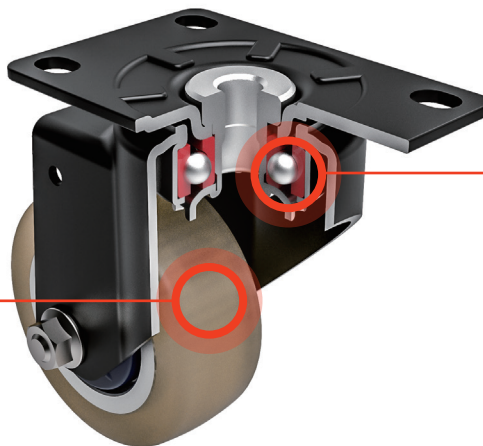
Why should we select FOOT MASTER® AGV/AMR casters – GAPL/GAPC?



Unlike carts run by people on the production line, AGVs run continuously on behalf of people for 24 hours everyday. In an environment where an AGV is running for 24 hours, it can stop instantaneously or have trouble due to the durability problem of wheels, which can lead to work loss or safety accidents. After consulting with many AGV customers, G-DOK Industries has launched the most durable caster – GAPL/GAPC. FOOT MASTER® AGV/AMR caster – GAPL/GAPC maximizes AGV operation, ensuring cost savings and increased productivity.

Major features

01 GAPL/GAPC has pride in excellent durability in the AGV environment by applying bearing steel with higher strength than general structural steel in the swivel head. In addition, GAPL/GAPC shows very soft motion via minimization of friction through tolerance control of the swiveling parts.



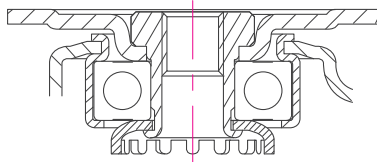
02 GAPL/GAPC using polyurethane materials with excellent repulsive elasticity minimizes the slipping phenomenon that can happen during AGV start/stop. In addition, the repulsive elasticity catches fine shocks coming from a damaged floor.

AGV/AMR casters

GAPL/GAPC series



kg 100kg **RoHS** **-10~90°C**



Brackets: Pressed steel plate, precision ball bearing in the swivel head which is advantageous to smooth swiveling and excellent durability, strong integrated pressed steel frame, bolted wheel axle structure

Surface Treatment: Powder coating, zinc plated

* Recommended Load = Load Cap. × 3

Swivel	Wheel type	mm	mm	Kg	mm	mm	mm	mm	mm
GAPL-75-ASF	HUD	75	30	100	113	40	95x64	78x45 72x45	9
GAPC-75-ASF	HUD	75	30	100	102	30	95x64	78x45 72x45	9

Options

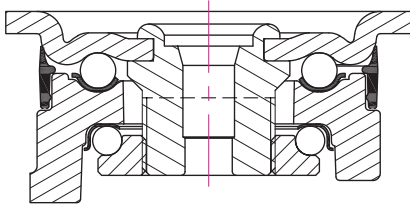
Code Suffix	HUD								
Description	Cast PU(A90)								
Available for	75								

AGV/AMR Shock absorbing casters

GDSA series











 30~40kg  RoHS  -10~90°C




Brackets: Pressed steel plate, double ball bearing with hardened bearing seats in the swivel head, ivory-colored aluminum frame, fine shock absorption function with special rubber(A65), special wheel axle for reinforce of smooth rolling, AGV/AMR Dedicated Shock Absorbing Casters

Surface Treatment: Powder coating, zinc plated

* Recommended Load = Load Cap. × 3

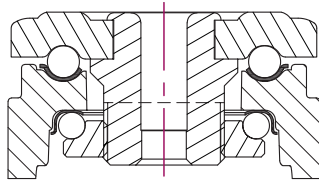
Swivel	Wheel type	Cushion	 mm	 mm	 Kg	 mm	 mm	 mm	 mm	 mm
GDSA-50-ASF	EUS	65 °	50	23	30	87-7	23~25	55x55	42x42	6.5
GDSA-65-ASF			64	23	40	102-7	23~26			
GDSA-50-ASF-PUS			50	23	30	87-7	23~25	95x64	78x45 72x45	9
GDSA-65-ASF-PUS			64	23	40	102-7	23~26			

										
Code Suffix	EUS									
Description	Elastic PU(A80)									
Available for	50 ~ 65									

AGV/AMR Shock absorbing casters

GDSA series

30~40kg RoHS -10~90°C



Brackets: Pressed steel plate, double ball bearing with hardened bearing seats in the swivel head, ivory-colored aluminum frame, fine shock absorption function with special rubber(A65), special wheel axle for reinforce of smooth rolling, AGV/AMR Dedicated Shock Absorbing Casters

Surface Treatment: Powder coating, zinc plated

* Recommended Load = Load Cap. × 3

Swivel	Wheel type	Cushion	mm	mm	Kg	mm	mm	mm	mm
GDSA-50-ASS	EUS	65°	50	23	40	87-7	23~25	M8x1.25P	10
GDSA-65-ASS			64	23	50	102-7	23~26		

Options

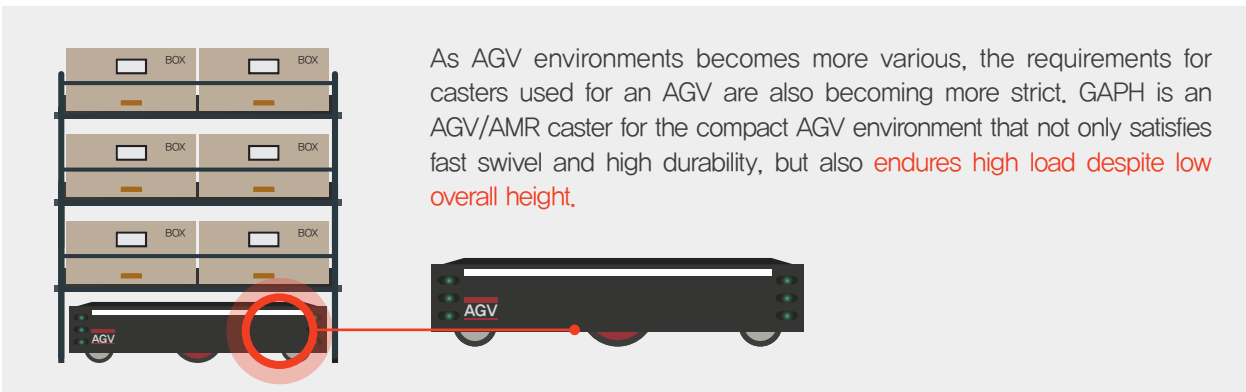
Code Suffix	EUS								
Description	Elastic PU(A80)								
Available for	50 ~ 65								

AGV/AMR casters

GAPH series

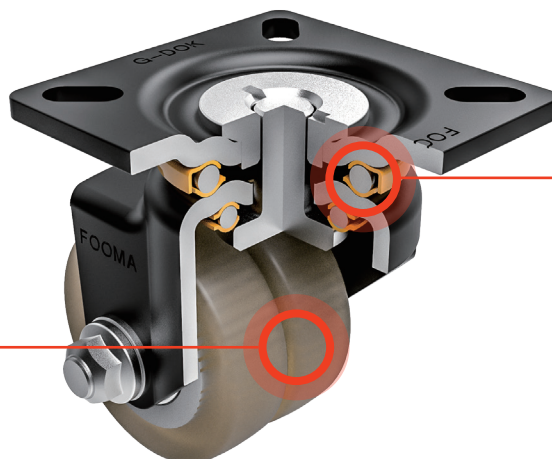
Prompt swiveling and Low Height for Medium Load

Why should we select FOOT MASTER® AGV/AMR casters – GAPH?



Major features

01 GAPH guarantees fast swivel and durability. Two rows of bearings in the swivel head makes the caster swivel smoothly, but the two rows of bearings constantly wears each contacting part. The 4 sheets of specially hardened upper and lower protection sheet applied to the GAPH satisfies both fast swivel and durability by protecting the swiveling part from wear.



02 GAPH was designed to endure heavy load despite its small wheel size by applying polyurethane with hardness of Shore A95. In addition, the polyurethane wheel with good repulsive elasticity protects AGVs from instantaneous shocks coming from damaged floors.

AGV/AMR casters

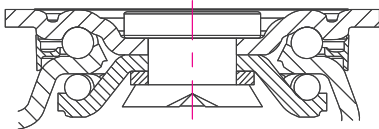
GAJSD series



 **150~200kg**

RoHS







 **-10~90°C**




Brackets: High-strength pressed steel plate with even hardened heat treatment, strong integrated pressed steel frame, dust protection cover in the swivel head, bolted wheel axle structure

Surface Treatment: Powder coating, zinc plated

* Recommended Load = Load Cap. × 3

Swivel	Wheel type	 mm	 mm	 Kg	 mm	 mm	 mm	 mm	 mm
GAJSD-60-ASF	HUD	60	23x2	150	87	21	105x80	86x61	9
GAJSD-70-ASF		70	23x2	200	97	21			
GAJSD-60-ASF-PJP		60	23x2	150	87	21	80x80	63x63	9.5
GAJSD-60-ASF-PJP		70	23x2	200	97	21			

Options

									
Code Suffix	HUD								
Description	Cast PU(A95)								
Available for	60 ~ 70								

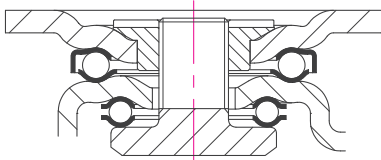
AGV/AMR casters

GAPH(D) series

 **200kg**

 **RoHS**








 **-10~90°C**




Brackets: Pressed steel plate, double ball bearing with four hardened bearing seats in the swivel head which is advantageous to rapid swiveling and excellent durability, strong integrated pressed steel frame, bolted wheel axle structure

Surface Treatment: Powder coating, zinc plated

* Recommended Load = Load Cap. × 3

Swivel	Wheel type	 mm	 mm	 Kg	 mm	 mm	 mm	 mm	 mm
GAPH-75-ASF	HUD	75	51	220	115	35	100x100	78x78 64x64	10.5
GAPHD-75-ASF	HUD	75	23x2	220	115	35			

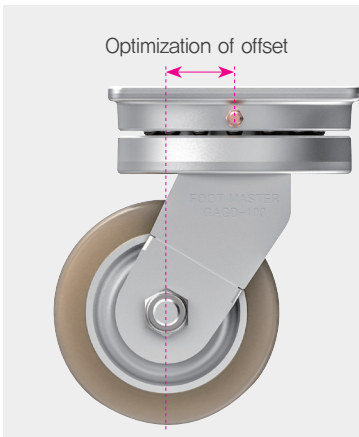
Options

									
Code Suffix	HUD								
Description	Cast PU(A95)								
Available for	75								

AGV/AMR casters GAGD series

General AGV Purpose and Dual Wheels for Heavy Load


Why should we select FOOT MASTER® AGV/AMR casters – GAGD?



AGVs carrying heavy weight are not easy to change direction. In addition, AGVs swing as much as the offset of the caster when changing directions. This swing phenomenon appears more prominent as the weight is heavier, and this swing phenomenon leads AGVs stop away from the regular position. FOOT MASTER® AGV/AMR caster – GAGD endures heavy weight, and provides the best solution by setting an optimal offset which is smaller than the offset of a general caster to prevent abrupt stops when changing direction.

Major features

01 GAGD structure adopts **two rows of thrust bearings** to raise the swiveling power and endure very heavy weight. This guarantees durability for AGVs to run long despite heavy weight.



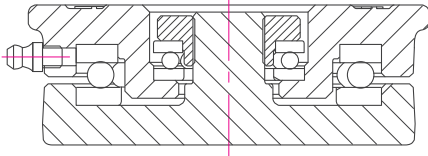
02 As the weight becomes heavier, AGV motion become more dull. For changing directions even with small force, **the dual wheels structure is essential, not optional**. GAGD uses high-elastic polyurethane wheels showing the highest performance in heavy weight AGV environments.

AGV/AMR casters

GAGD series




kg 250~630kg **RoHS** **°C** -10~90°C



Brackets: Forged steel plate, double thrust bearing in the swivel head to optimize the heavy load, grease nipple, strong welded frame, bolted wheel axle structure

Surface Treatment: Powder coating, zinc plated

* Recommended Load = Load Cap. × 3

Swivel	Wheel type	 mm	 mm	 Kg	 mm	 mm	 mm	 mm	 mm
GAGD-75-ASF	HUD	75	30x2	250	123	30	112x112	92x92	9
GAGD-100-ASF		100	30x2	310	150	30			
GAGD-125-ASF	HUD	125	35x2	440	175	33	145x145	120x120	11
GAGD-150-ASF		150	40x2	630	200	35			
GAGD-75-ASF	NUD	75	30x2	250	123	30	112x112	92x92	9
GAGD-100-ASF		100	30x2	310	150	30			
GAGD-125-ASF	NUD	125	35x2	440	175	33	145x145	120x120	11
GAGD-150-ASF		150	40x2	630	200	35			

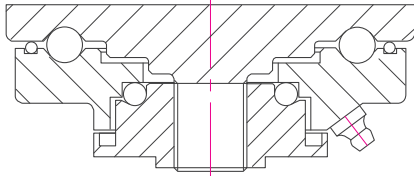
Options

						
Code Suffix	HUD	NUD	SCP			
Description	Cast PU(A95)	Cast PU(A95)	Sweeper			
Available for	75 ~ 150	75 ~ 150	75 ~ 150			

AGV/AMR casters

GXTA series

kg 400kg **RoHS** **-10~90°C**



Brackets: Forged steel plate, double ball bearing with hardened treatment in the swivel head which is clearly advantageous to excellent durability, grease nipple, strong welded frame, bolted wheel axle structure

Surface Treatment: Powder coating, zinc plated

* Recommended Load = Load Cap. × 3

Swivel	Rigid	Wheel type	mm	mm	Kg	mm	mm	mm	mm	mm
GXTA-100-ASF	GXTA-100-ARF	HUQ	100	50	400	156	35	140x112	110x75 105x80	11

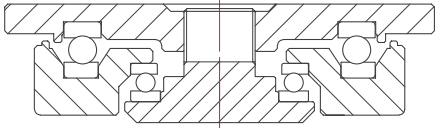
Options

Code Suffix	HUQ									
Description	Cast PU(A95)									
Available for	100									

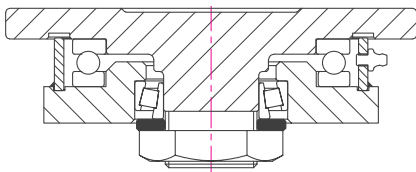
AGV/AMR casters

GXTD series

kg 400~3,500kg **RoHS** **TEMP** -10~90°C



GXTD(110~200)



GXTD(250~300)


Brackets: Forged steel plate, double thrust bearing in the swivel head to optimize heavy load(250/300 series: thrust bearing and taper roller bearing), grease nipple, strong welded frame, bolted wheel axle structure

Surface Treatment: Powder coating, zinc plated

* Recommended Load = Load Cap. × 3

Swivel	Rigid	Wheel type	 mm	 mm	 Kg	 mm	 mm	 mm	 mm	 mm
GXTD-110-ASF	GXTD-110-ARF	HUD	110	29x2	400	156	30	112x112	88x88	9
GXTD-150-ASF	GXTD-150-ARF		150	40x2	600	200	35	145x130	115x100	11
GXTD-200-ASF	GXTD-200-ARF		200	65x2	1,500	265	50	210x210	170x170	17
GXTD-250-ASF	GXTD-250-ARF		250	78x2	3,200	330	70	255x215	210x160	18
GXTD-300-ASF	GXTD-300-ARF		300	78x2	3,500	390	80			

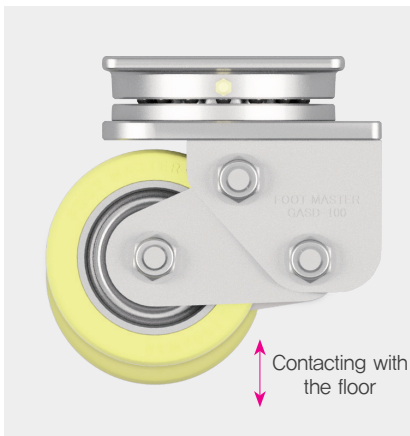
Options

						
Code Suffix	HUD					
Description	Cast PU(A95)					
Available for	110 ~ 300					

AGV/AMR casters **GASD series**

Spring and Dual Wheels for Heavy Load


Why should we select FOOT MASTER® AGV/AMR casters – GASD?



Even a smooth looking floor is not really flat. AGVs are usually equipped with 4 casters, one of which is often not in contact with the floor. During a change in direction, AGVs lose their balance if one caster which has not been in contact with the floor suddenly touches the floor. Therefore, AGVs deviate from their regular position, which generates a abrupt stop. FOOT MASTER® AGV/AMR caster – GASD provides the best solution to remove the deviation situation due to swinging.

Major features

01 The advantage of GASD with a shock-absorbing function is that it can absorb even repeated fine shocks generated during movement on an uneven floor. The special rubber applied to GASD is made of rubber material different from the general steel coil springs to absorb fine vibrations from the floor.

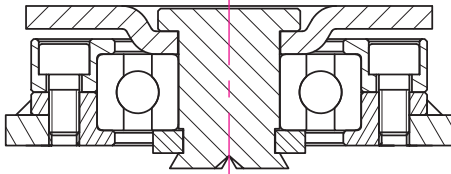



02 GASD using special rubber provides 10mm of spring section. In the 10mm spring section, AGVs always run in contact with the floor to remarkably reduce the possibility of abrupt stops generated during a change in direction.

AGV/AMR Casters

MINI GASD series









 200~250kg  RoHS  -10~90°C



Brackets: A rotating structure with excellent durability and smooth rotation thanks to the use of steel plates and precision ball bearings. Robust welded frame, fine shock absorption, and floor surface grounding function using a special rubber spring. Compact size suitable for low-height AGV/AMR, bolt-nut type shaft fastening structure.

Surface Treatment: Powder coating, zinc plated



* Recommended Load = Load Cap. × 3

Swivel	Rigid	Wheel type	 mm	 mm	 Kg	 mm	 mm	 mm	 mm	 mm
GASD-70-ASF	HUD	65 °	70	23x2	200	110-9	26	105x80	86x61	9
GASD-70-ASF	XUD		70	23x2	250	110-9				

Options



Product movie

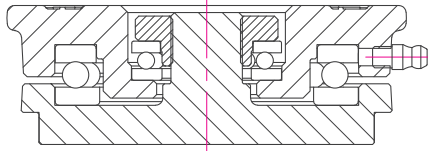
						
Code Suffix	HUD	XUD				
Description	Cast PU(A95)	Cast PU(D70)				
Available for	70	70				

AGV/AMR casters

GASD series





kg 250~630kg **RoHS** **TEMP** -10~90°C



Brackets: Forged steel plate, double thrust bearing in the swivel head to optimize heavy load, grease nipple, strong welded frame, minute shock absorption function and constant contact function to the floor with special rubber, bolted wheel axle structure

Surface Treatment: Powder coating, zinc plated



* Recommended Load = Load Cap. × 3

Swivel	Wheel type	 mm	 mm	 Kg	 mm	 mm	 mm	 mm	 mm
GASD-75-ASF	HUD	75	30x2	250	130-10	30	112x112	92x92	9
GASD-100-ASF		100	30x2	310	160-10	30			
GASD-125-ASF	HUD	125	35x2	440	185-10	33	145x145	120x120	11
GASD-150-ASF		150	40x2	630	210-10	35			
GASD-75-ASF	NUD	75	30x2	250	130-10	30	112x112	92x92	9
GASD-100-ASF		100	30x2	310	160-10	30			
GASD-125-ASF	NUD	125	35x2	440	185-10	33	145x145	120x120	11
GASD-150-ASF		150	40x2	630	210-10	35			

Options



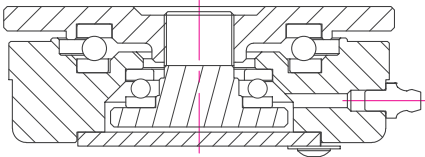
Product movie

						
Code Suffix	HUD	NUD				
Description	Cast PU(A95)	Cast PU(A95)				
Available for	75 ~ 150	75 ~ 150				

AGV/AMR casters

GXTS series









 **400kg**  **RoHS**  **-10~90°C**



Brackets: Steel plate, double thrust bearing in the swivel head to optimize heavy load, grease nipple, strong welded frame, minute shock absorption function and constant contact function to the floor with special rubber, bolted wheel axle structure

Surface Treatment: Powder coating, zinc plated


* Recommended Load = Load Cap. × 3

Swivel	Wheel type	 mm	 mm	 Kg	 mm	 mm	 mm	 mm	 mm
GXTS-100-ASF	HUQ	100	50	400	169-14	35~39	112x112	88x88	9

Options



Product movie

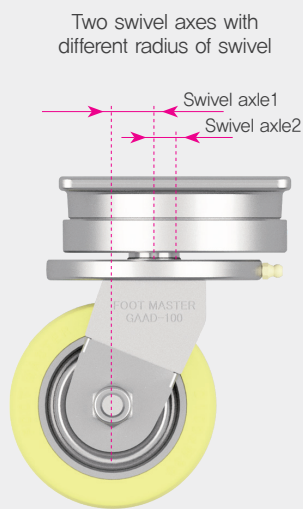
									
Code Suffix	HUQ								
Description	Cast PU(A95)								
Available for	100								

AGV/AMR casters

GAAD series

Self-Aligned and Dual Wheels for Heavy Load

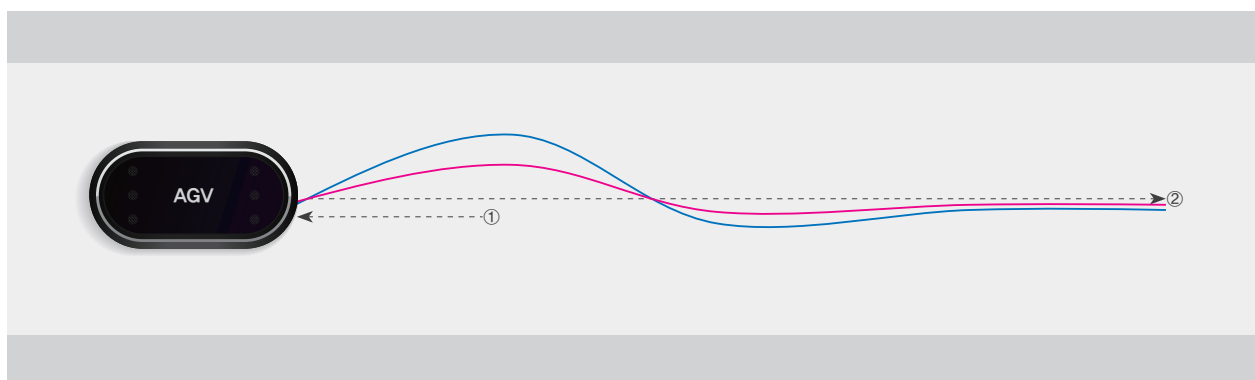
Why should we select the FOOT MASTER® AGV/AMR casters – GAAD?



GAAD applied two rotation axes with different rotation radius and has the function to automatically optimize the radius of rotation by aligning the rotation axis on its own according to the moving direction in forward/backward motion.

The movement of AGVs is affected by the caster offset. If the offset is too long, an AGV can swing, causing it to deviate from the designated path. And if the offset is too short, the drive motor is overloaded. In particular, many AGV engineers are struggling to solve this swinging problem for AGVs which inevitably require reciprocation. The patented automatic aligning function of GAAD is the best AGV/AMR caster to solve both problems simultaneously, such as the swinging of AGVs and the overloading of drive motors.

Moving direction of AGV between a Normal Caster VS GAAD

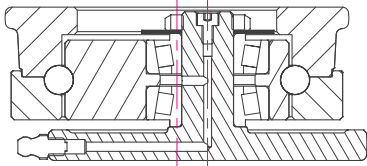


● Normal Caster ● GAAD

AGV/AMR casters

GAAD series







 **250~630kg**  **RoHS**  **-10~90°C**



Brackets: Forged steel plate, taper roller bearing with hardened treatment in the swivel head which is advantageous to excellent durability(125/150 series: double thrust bearing), grease nipple, strong welded frame, self-aligned function with two swiveling axes with different swiveling radii, bolted wheel axle structure

Surface Treatment: Powder coating, zinc plated

* Recommended Load = Load Cap. × 3

Swivel	Wheel type	 mm	 mm	 Kg	 mm	 mm	 mm	 mm	 mm
GAAD-75-ASF	HUD	75	30x2	250	130	10~30	112x112	92x92	9
GAAD-100-ASF		100	30x2	310	160	10~30			
GAAD-125-ASF	HUD	125	35x2	440	190	15~33	145x145	120x120	11
GAAD-150-ASF		150	40x2	630	215	15~35			
GAAD-75-ASF	NUD	75	30x2	250	130	10~30	112x112	92x92	9
GAAD-100-ASF		100	30x2	310	160	10~30			
GAAD-125-ASF	NUD	125	35x2	440	190	15~33	145x145	120x120	11
GAAD-150-ASF		150	40x2	630	215	15~35			

Options



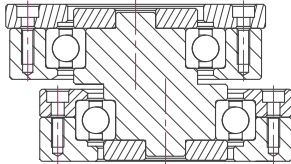
Product movie

						
Code Suffix	HUD	NUD	SCP			
Description	Cast PU(A95)	Cast PU(A95)	Sweeper			
Available for	75 ~ 150	75 ~ 150	75 ~ 150			

AGV/AMR casters

GSAD series









 **400~600kg**  **RoHS**  **-10~90°C**




Brackets: Steel plate, double precision ball bearing in the swivel head to optimize heavy load, strong welded frame, self-aligned function with two swiveling axes with different swiveling radii, bolted wheel axle structure

Surface Treatment: Powder coating, zinc plated

* Recommended Load = Load Cap. × 3

Swivel	Wheel type	 mm	 mm	 Kg	 mm	 mm	 mm	 mm	 mm
GSAD-110-ASF	HUD	110	29x2	400	190	15~35	112x112	92x92	9
GSAD-150-ASF	HUD	150	40x2	600	235	15~35	145x130	115x100	11

Options

									
Code Suffix	HUD								
Description	Cast PU(A95)								
Available for	110 ~ 150								

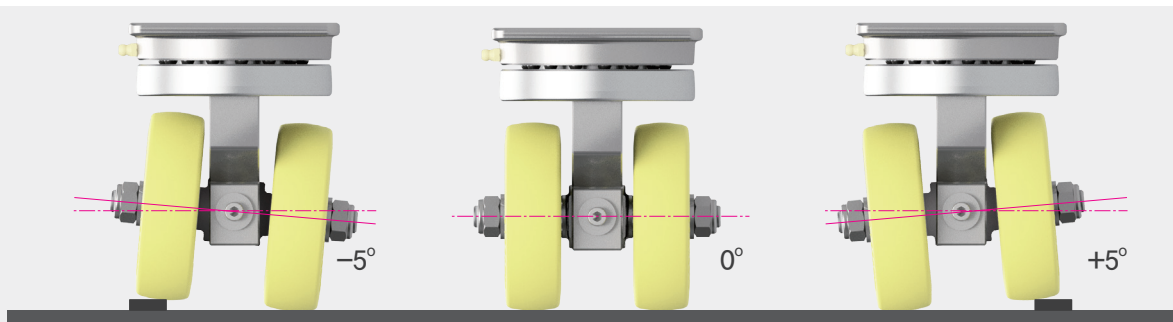


Product movie

AGV/AMR casters GATD series

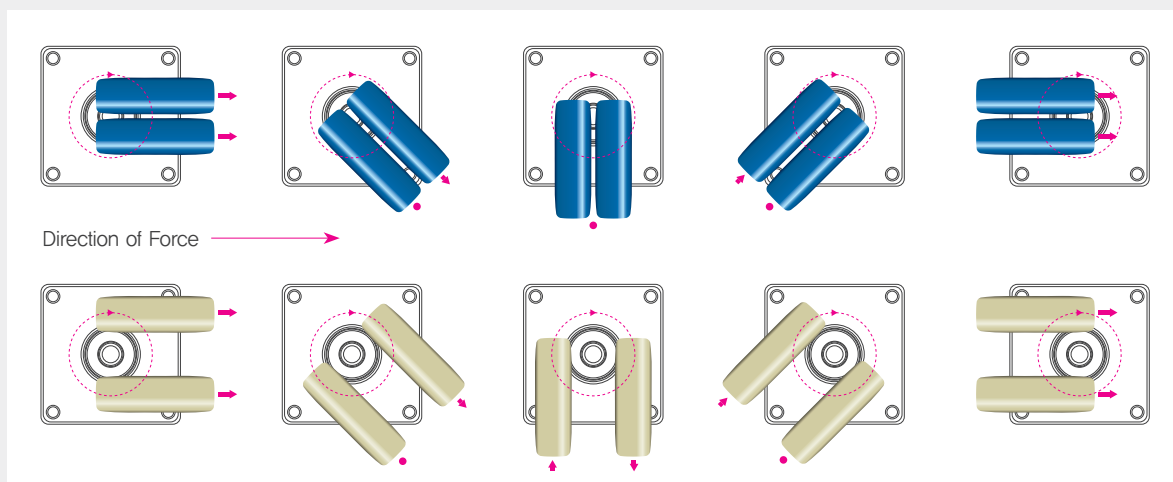
Tilting & Dual Wheels for Heavy Load(Heavy load)

Why should we select FOOT MASTER® AGV/AMR casters – GATD?



01 The shaft of GATD has a tilting structure that tilts freely in the range of $\pm 5^\circ$ from its central axis according to the flatness of the floor. This freedom ensures that GATD always keeps contact with the floor, causing smooth AGV movement and protection of the loaded cargo when changing directions.

Rolling directions of a general dual-wheel VS the GATD dual-wheel

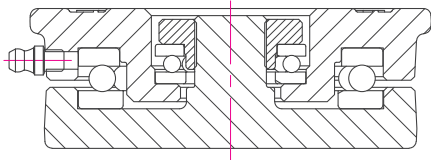


02 Unlike the general dual-wheel caster, GATD has a structure that the two wheels are separated from each other. The two wheels in the dual-wheel caster roll in the opposite direction to each other during a change in direction. This is called self-compensation effect, as it reduces caster offset automatically. FOOT MASTER® GATD has a bigger self-compensation effect than the general dual-wheel caster to prevent AGVs from deviating from the line.

AGV/AMR casters

GATD series

250~630kg **RoHS** **-10~90°C**



Brackets: Forged steel plate, double thrust bearing in the swivel head to optimize heavy load, grease nipple, strong welded frame, tilting function to maintain contact with uneven floor, bolted wheel axle structure

Surface Treatment: Powder coating, zinc plated

* Recommended Load = Load Cap. × 3

Swivel	Wheel type	mm	mm	Kg	mm	mm	mm	mm	mm
GATD-75-ASF	HUD	75	30x2	250	123	30	112x112	92x92	9
GATD-100-ASF		100	30x2	310	150	30			
GATD-125-ASF	HUD	125	35x2	440	175	33	145x145	120x120	11
GATD-150-ASF		150	40x2	630	200	35			
GATD-75-ASF	NUD	75	30x2	250	123	30	112x112	92x92	9
GATD-100-ASF		100	30x2	310	150	30			
GATD-125-ASF	NUD	125	35x2	440	175	33	145x145	120x120	11
GATD-150-ASF		150	40x2	630	200	35			

Options

Code Suffix	HUD	NUD				
Description	Cast PU(A95)	Cast PU(A95)				
Available for	75 ~ 150	75 ~ 150				



Product movie

AGV/AMR Standard Wheel

Premium AGV/AMR Wheels

kg 520~1,960kg **RoHS**

Standards-Based Wheels + Realize the best performance with various option combinations.



Wheel selection guide

Step1	Wheel Core material selection Steel Aluminum
Step2	Wheel type selection Basic type Keyhome type Flange type Bearing type
Step3	Selection of surface treatment Zinc plated Electroless nickel plated White soft anodized
Step4	Polyurethane material selection Selection of polyurethane hardness suitable for load/ application

No.	Standard	Models	Dimension(mm)						Allowable load(kg) by polyurethane hardness(Shore A)		
			Wheel dia	Wheel width	Hub dia	Hub length	Axle bore	PU tread thickness	80A	90A	95A
1	W-D150xW50	W-D150xW50-HW50-25H7	150	50	65	50	25	16,5	520	650	730
2	W-D160xW50	W-D160xW50-HW50-25H7	160	50	65	50	25	17,5	570	710	790
3	W-D180xW60	W-D180xW60-HW60-30H7	180	60	80	60	30	18,5	760	940	1,050
4	W-D200xW60	W-D200xW60-HW60-30H7	200	60	92	60	30	21,5	900	1,110	1,250
5	W-D250xW80	W-D250xW80-HW80-40H7	250	80	114	80	40	23	1,410	1,750	1,960

* The allowable load specified in the table is the maximum allowable load under the condition of 4 km/h(Running speed).

The allowable load may vary depending on the purpose of the wheel (Drive, Idle, etc.) and the conditions of use (speed, continuous operation time).

* Anti-static is available(10⁸ ~ 10⁹Ωcm)

Step2 Wheel type selection : Various shapes other than BASIC axle bore can be changed.

* For detailed dimensions, please refer to the drawings on the website (Please use the template drawings to modify the parts you want)

Wheel shape	BASIC type	KEYHOME type	FLANGE type	BEARING type			
Etc.	AGV/AMR Wheels of various sizes can be made to order						

Step4 Polyurethane material selection

[TDI wheels]

Excellent dynamic characteristics and suitable for various applications. It is an ether or ester material and has excellent dynamic properties due to its high tensile strength and tear strength.

- Applicable polyurethane hardness : 80A/90A/95A
- The lower the polyurethane hardness, the higher the friction resistance, the less slipping

[Premium PPDI/NDI wheels]

Excellent abrasion resistance/tear strength, resulting in less particle generation and high durability against cracks. Excellent rebound elasticity, the best urethane grade






- Applicable polyurethane hardness : 95A

AGV/AMR Casters & Wheels used for various purposes

Application(AGV/AMR Casters & Wheels)

 **50~8,000kg**  **RoHS**

Our AGV/AMR Caster & Wheel is a product whose superiority was verified by being applied to the cutting-edge lines of domestic and overseas prominent enterprises requiring a strict clean class, and provides the best solution at any requirement condition of customers based on our over 30 years of technology experience.



The Pride of Top Quality
FOOT MASTER®

Stainless steel casters



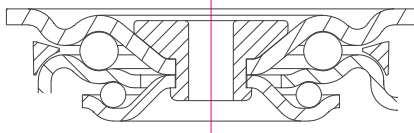
Guide for selection of wheels : Stainless steel casters

Image	Series	Description	Wheel code	Wheel dia mm	Wheel width mm	Axle bore mm	Hub length mm	Load capacity Kg	Bearing type
	NYN	– Nylon 66(Shore D70) – No bearing	NYN-50-25	50	25	10	27	280	X
			NYN-63-30	63	30	12	34	550	X
	MCN	– MC nylon(Shore D80) – No bearing	MCN-49-25	49	25	10	27	280	X
			MCN-62-28	62	28	12	33	550	X
	MCD	– MC nylon(Shore D80) – Two stainless steel ball bearings	MCD-130-48	130	48	20	48	600	6202 ZZ
			MCD-150-48	150	48	20	48	600	6202 ZZ
	TUN	– Injected polyurethane (Shore A92) – PP core – No bearing	TUN-75-25	75	25	8	40	75	X
			TUN-100-30	100	30	8	40	100	X
			TUN-125-30	125	30	8	40	110	X
	TUSS	– Injected polyurethane (Shore A92) – PP core – One stainless steel ball bearing	TUSS-75-25	75	25	8	40	75	6202 ZZ
			TUSS-100-30	100	30	8	40	100	6202 ZZ
			TUSS-125-30	125	30	8	40	110	6202 ZZ
	TUD	– Injected polyurethane (Shore A92) – PP core – Two stainless steel ball bearings	TUD-100-30	100	30	8	30	100	608 ZZ
			TUD-125-30	125	30	8	30	110	608 ZZ
	HRN	– Injected rubber (Shore A85) – PP core – No bearing	HRN-75-25	75	25	8	40	75	X
			HRN-100-30	100	30	8	40	100	X
			HRN-125-30	125	30	8	40	110	X
	HRSS	– Injected rubber (Shore A85) – PP core – One stainless steel ball bearing	HRSS-75-25	75	25	8	40	75	6202 ZZ
			HRSS-100-30	100	30	8	40	100	6202 ZZ
			HRSS-125-30	125	30	8	40	110	6202 ZZ
	HRD	– Injected rubber (Shore A85) – PP core – Two stainless steel ball bearings	HRD-100-30	100	30	8	30	100	608 ZZ
			HRD-125-30	125	30	8	30	110	608 ZZ
			HRD-130-48	130	48	15	50	180	6202 ZZ
			HRD-150-48	150	48	15	50	210	6202 ZZ
	EUD	– High elasticity polyurethane (Shore A80) – PC core – Two stainless steel ball bearings	EUD-100-30	100	30	8	30	100	608ZZ
			EUD-125-30	125	30	8	30	110	608ZZ

FOOT MASTER®









Stainless steel casters SGL series

 **65~100kg**  **RoHS**  **-10~90°C**



Brackets: Pressed stainless steel plate, double ball bearing in the swivel head, strong integrated pressed stainless steel frame, dust protection cover in the swivel head, smooth-operating top brake system, bolted wheel axle structure, completely corrosion-resistant components applied

* Recommended Load = Load Cap. × 3

Swivel	Rigid	Swivel with brake	Wheel type	 mm	 mm	 Kg	 mm	 mm	 mm	 mm	 mm
SGL-75-ASF	SGL-75-ARF	SGL-75-BSF	TUN	75	25	65	105	40	95x64	78x45 72x45	9
SGL-100-ASF	SGL-100-ARF	SGL-100-BSF		100	30	90	130	37			
SGL-125-ASF	SGL-125-ARF	SGL-125-BSF		125	30	100	157	35			
SGL-75-ASF	SGL-75-ARF	SGL-75-BSF	HRN	75	25	65	105	40	95x64	78x45 72x45	9
SGL-100-ASF	SGL-100-ARF	SGL-100-BSF		100	30	90	130	37			
SGL-125-ASF	SGL-125-ARF	SGL-125-BSF		125	30	100	157	35			
SGL-75-ASF	SGL-75-ARF	SGL-75-BSF	TUSS	75	25	65	105	40	95x64	78x45 72x45	9
SGL-100-ASF	SGL-100-ARF	SGL-100-BSF		100	30	90	130	37			
SGL-125-ASF	SGL-125-ARF	SGL-125-BSF		125	30	100	157	35			
SGL-75-ASF	SGL-75-ARF	SGL-75-BSF	HRSS	75	25	65	105	40	95x64	78x45 72x45	9
SGL-100-ASF	SGL-100-ARF	SGL-100-BSF		100	30	90	130	37			
SGL-125-ASF	SGL-125-ARF	SGL-125-BSF		125	30	100	157	35			
SGL-100-ASF	SGL-100-ARF	SGL-100-BSF	TUD	100	30	90	130	37	95x64	78x45 72x45	9
SGL-125-ASF	SGL-125-ARF	SGL-125-BSF		125	30	100	157	35			
SGL-100-ASF	SGL-100-ARF	SGL-100-BSF	HRD	100	30	90	130	37	95x64	78x45 72x45	9
SGL-125-ASF	SGL-125-ARF	SGL-125-BSF		125	30	100	157	35			
SGL-100-ASF	SGL-100-ARF	SGL-100-BSF	EUD	100	30	90	130	37	95x64	78x45 72x45	9
SGL-125-ASF	SGL-125-ARF	SGL-125-BSF		125	30	100	157	35			

Options

						
Code Suffix	TUN/HRN	TUSS	HRSS	TUD	HRD	EUD
Description	Inj. PU(A92)/ Rubber(A85)	Inj. PU(A92)	Rubber(A85)	Inj. PU(A92)	Rubber(A85)	Elastic PU(A80)
Available for	75 ~ 125	75 ~ 125	75 ~ 125	100 ~ 125	100 ~ 125	100 ~ 125

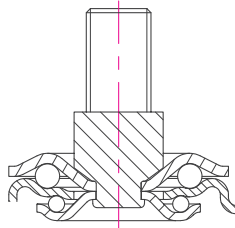
FOOT MASTER®

Stainless steel casters SGL series

 65~100kg









 RoHS

 -10~90°C



Brackets: Forged stainless steel bolt, double ball bearing in the swivel head, strong integrated pressed stainless steel frame, smooth-operating top brake system, bolted wheel axle structure, completely corrosion-resistant components applied

* Recommended Load = Load Cap. × 3

Swivel	Swivel with brake	Wheel type	 mm	 mm	 Kg	 mm	 mm	 mm	 mm	 mm
SGL-75-ASS	SGL-75-BSS	TUN	75	25	65	105	40	5/8"-11 UNC	10+25	22
SGL-100-ASS	SGL-100-BSS		100	30	90	130	37			
SGL-125-ASS	SGL-125-BSS		125	30	100	157	35			
SGL-75-ASS	SGL-75-BSS	HRN	75	25	65	105	40	5/8"-11 UNC	10+25	22
SGL-100-ASS	SGL-100-BSS		100	30	90	130	37			
SGL-125-ASS	SGL-125-BSS		125	30	100	157	35			
SGL-75-ASS	SGL-75-BSS	TUSS	75	25	65	105	40	5/8"-11 UNC	10+25	22
SGL-100-ASS	SGL-100-BSS		100	30	90	130	37			
SGL-125-ASS	SGL-125-BSS		125	30	100	157	35			
SGL-75-ASS	SGL-75-BSS	HRSS	75	25	65	105	40	5/8"-11 UNC	10+25	22
SGL-100-ASS	SGL-100-BSS		100	30	90	130	37			
SGL-125-ASS	SGL-125-BSS		125	30	100	157	35			
SGL-100-ASS	SGL-100-BSS	TUD	100	30	90	130	37	5/8"-11 UNC	10+25	22
SGL-125-ASS	SGL-125-BSS		125	30	100	157	35			
SGL-100-ASS	SGL-100-BSS	HRD	100	30	90	130	37	5/8"-11 UNC	10+25	22
SGL-125-ASS	SGL-125-BSS		125	30	100	157	35			
SGL-100-ASS	SGL-100-BSS	EUD	100	30	90	130	37	5/8"-11 UNC	10+25	22
SGL-125-ASS	SGL-125-BSS		125	30	100	157	35			

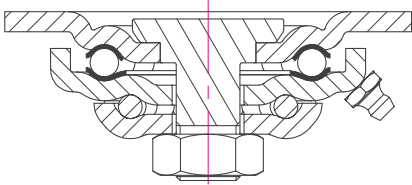
Options

						
Code Suffix	TUN/HRN	TUSS	HRSS	TUD	HRD	EUD
Description	Inj. PU(A92)/Rubber(A85)	Inj. PU(A92)	Rubber(A85)	Inj. PU(A92)	Rubber(A85)	Elastic PU(A80)
Available for	75 ~ 125	75 ~ 125	75 ~ 125	100 ~ 125	100 ~ 125	100 ~ 125

FOOT MASTER®

Stainless steel casters SPM series









 180~400kg  RoHS  -10~90°C





Brackets: Pressed stainless steel plate, double ball bearing with hardened stainless steel bearing seats in the swivel head, strong welded frame, smooth side brake system, bolted wheel axle structure, completely corrosion-resistant components applied

Surface Treatment: Electrolytic polishing

* Recommended Load = Load Cap. × 3

Swivel	Rigid	Swivel with brake	Wheel type	 mm	 mm	 Kg	 mm	 mm	 mm	 mm	 mm
SPM-130-ASF	SPM-130-ARF	SPM-130-BSF	HRD	130	48	180	162	50	115x102	92x66 76x76	11
SPM-150-ASF	SPM-150-ARF	SPM-150-BSF		150	48	210	190				
SPM-130-ASF	SPM-130-ARF	SPM-130-BSF	MCD	130	48	400	162	50	115x102	92x66 76x76	11
SPM-150-ASF	SPM-150-ARF	SPM-150-BSF		150	48	400	190				

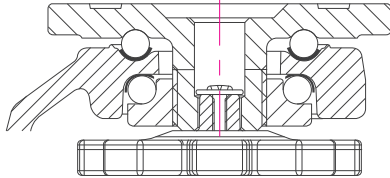
Options

						
Code Suffix	HRD	MCD				
Description	Rubber(A85)	MC nylon(D80)				
Available for	130 ~ 150	130 ~ 150				

FOOT MASTER®

Stainless steel casters SGDN series









kg 280~550kg **RoHS** **°C** -10~90°C



Brackets: Stainless forged steel plate and stainless casting frame, double ball bearing with hardened stainless steel bearing seats in the swivel head, height adjustment with integrated orange handle or spanner, anti-vibration NBR pad, bolted wheel axle structure, completely corrosion-resistant components applied

Surface Treatment: Electrolytic polishing

* Recommended Load = Load Cap. × 2

Swivel	Wheel type	 mm	 mm	 Kg	 mm	 mm	 mm	 mm	 mm
SGDN-60-F	NYN	50	25	280	82+10	38	73x73	58x58	7.5
SGDN-80-F		63	28	550	103+15	46	90x90	70x70	9
SGDN-60-F	MCN	49	25	280	82+10	38	73x73	58x58	7.5
SGDN-80-F		62	28	550	103+15	46	90x90	70x70	9

Options

						
Code Suffix	NYN	MCN	-CEN	-CUR		
Description	Nylon66(D70)	MC nylon(D80)	Anti-static pad	PU pad		
Available for	60 ~ 80	60 ~ 80	60 ~ 80	60 ~ 80		

FOOT MASTER®

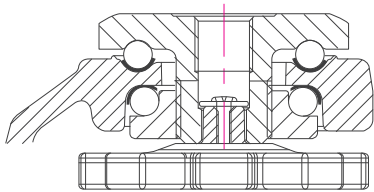
Stainless steel casters SGDN series



280~550kg



-10~90°C



Brackets: Stainless forged steel plate and stainless casting frame, double ball bearing with hardened stainless steel bearing seats in the swivel head, height adjustment with integrated orange handle or spanner, anti-vibration NBR pad, bolted wheel axle structure, completely corrosion-resistant components applied



Surface Treatment: Electrolytic polishing

* Recommended Load = Load Cap. × 2

Swivel	Wheel type	mm	mm	Kg Kg	mm	mm	mm	mm
SGDN-60-S	NYN	50	25	280	82+10	38	M12x1.75P	18
SGDN-80-S		63	28	550	103+15	46		16
SGDN-60-S	MCN	49	25	280	82+10	38	M12x1.75P	18
SGDN-80-S		62	28	550	103+15	46		16

Options

Code Suffix	NYN	MCN	-CEN	-CUR		
Description	Nylon66(D70)	MC nylon(D80)	Anti-static pad	PU pad		
Available for	60 ~ 80	60 ~ 80	60 ~ 80	60 ~ 80		




The Pride of Top Quality
FOOT MASTER®

Heat-resistant casters



Guide for selection of wheels : Heat-resistant casters

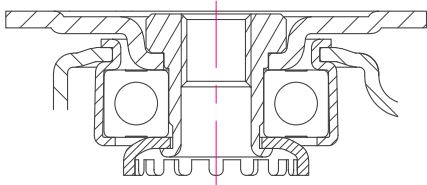
Image	Series	Description	Wheel code	Wheel dia mm	Wheel width mm	Axle bore mm	Hub length mm	Load capacity Kg	Bearing type
	FRD	<ul style="list-style-type: none"> - Fluoro rubber (Shore A85) - Aluminum core - Two ball bearings 	FRD-75-30	75	30	8	30	60	608 ZZ
			FRD-100-30	100	30	8	30	80	608 ZZ
			FRD-125-30	125	30	8	30	100	608 ZZ

FOOT MASTER®

Heat-resistant casters PL series











 60~100kg
  RoHS
  -10~250°C




Brackets: Pressed steel plate, precision ball bearing in the swivel head which is advantageous to smooth swiveling and excellent durability, strong integrated pressed steel frame, bolted wheel axle structure, heat-resistant special grease applied

Surface Treatment: Zinc plated

* Recommended Load = Load Cap. × 3

Swivel	Rigid	Wheel type	 mm	 mm	 Kg	 mm	 mm	 mm	 mm	 mm
PL-75-ASF	PL-75-ARF	FRD	75	30	60	112.5	40	95x64	78x45 72x45	9
PL-100-ASF	PL-100-ARF		100	30	80	137.5	40			
PL-125-ASF	PL-125-ARF		125	30	100	162.5	40			

Options

						
Code Suffix	FRD					
Description	Flu. Rubber(A85)					
Available for	75 ~ 125					

FOOT MASTER®

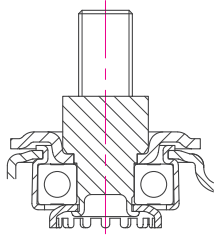
Heat-resistant casters

PL series

 60~100kg

 RoHS









 -10~250°C




Brackets: Forged steel bolt, precision ball bearing in the swivel head which is advantageous to smooth swiveling and excellent durability, strong integrated pressed steel frame, bolted wheel axle structure, heat-resistant special grease applied

Surface Treatment: Zinc plated

* Recommended Load = Load Cap. × 3

Swivel	Wheel type	 mm	 mm	 Kg	 mm	 mm	 mm	 mm	 mm
PL-75-ASS	FRD	75	30	60	112.5	40	5/8"-11UNC M12x1.75P 1/2"-12UNC	10.5+25	22
PL-100-ASS		100	30	80	137.5	40			
PL-125-ASS		125	30	100	162.5	40			

Options

									
Code Suffix	FRD								
Description	Flu, Rubber(A85)								
Available for	75 ~ 125								


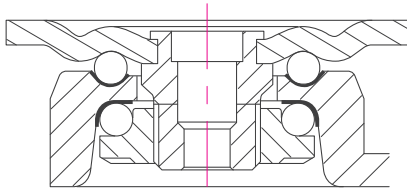
FOOT MASTER®

Heat-resistant casters GDS series

 60kg

 RoHS









 -10~250°C




Brackets: Pressed steel plate, double ball bearing with hardened bearing seats in the swivel head, aluminum frame, minute shock absorption function with heat-resistant special rubber, special wheel axle for reinforce of smooth rolling, maximum up to 250°C

Surface Treatment: Nickel plating, Zinc plated

* Recommended Load = Load Cap. × 3

Swivel	Rigid	Wheel type	Cushion	 mm	 mm	 Kg	 mm	 mm	 mm	 mm	 mm
GDS-75-ASF	GDS-75-ARF	FRD	65 °	75	30	60	130-15	35~39	100x85	80x60 76x55	9

Options

											
Code Suffix	FRD										
Description	Flu. Rubber(A85)										
Available for	75										



The Pride of Top Quality
FOOT MASTER®

Light duty casters



Guide for selection of wheels : Lighty duty casters

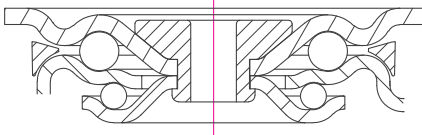
Image	Series	Description	Wheel code	Wheel dia mm	Wheel width mm	Axle bore mm	Hub length mm	Load capacity Kg	Bearing type
	TUN	<ul style="list-style-type: none"> - Injected polyurethane (Shore A92) - PP core - No bearing 	TUN-50-24	50	24	6	29	40	X
			TUN-64-24	64	24	6	29	50	X
			TUN-75-25	75	25	8	40	75	X
			TUN-100-30	100	30	8	40	100	X
			TUN-125-30	125	30	8	40	110	X
	TUS	<ul style="list-style-type: none"> - Injected polyurethane (Shore A92) - PP core - One ball bearing 	TUS-75-25	75	25	8	40	75	6202 ZZ
			TUS-100-30	100	30	8	40	100	6202 ZZ
			TUS-125-30	125	30	8	40	110	6202 ZZ
	TUD	<ul style="list-style-type: none"> - Injected polyurethane (Shore A92) - PP core - Two ball bearings 	TUD-100-30	100	30	8	30	100	608 ZZ
			TUD-125-30	125	30	8	30	110	608 ZZ
			TUD-150-30	150	30	8	30	110	608 ZZ
	HRN	<ul style="list-style-type: none"> - Injected rubber (Shore A85) - PP core - No bearing 	HRN-50-24	50	24	6	29	40	X
			HRN-64-24	64	24	6	29	50	X
			HRN-75-25	75	25	8	40	75	X
			HRN-100-30	100	30	8	40	100	X
	HRS	<ul style="list-style-type: none"> - Injected rubber (Shore A85) - PP core - One ball bearing 	HRS-75-25	75	25	8	40	75	6202 ZZ
			HRS-100-30	100	30	8	40	100	6202 ZZ
			HRS-125-30	125	30	8	40	110	6202 ZZ
	HRD	<ul style="list-style-type: none"> - Injected rubber (Shore A85) - PP core - Two ball bearings 	HRD-100-30	100	30	8	30	100	608 ZZ
			HRD-125-30	125	30	8	30	110	608 ZZ
			HRD-150-30	150	30	8	30	110	608 ZZ
	EUS / EUD	<ul style="list-style-type: none"> - High elasticity polyurethane (Shore A80) - PC core - Two ball bearings (EUS:one ball bearing) 	EUS-50-23	50	23	6	30	40	6001 ZZ
			EUS-64-23	64	23	6	30	50	6001 ZZ
			EUS-75-25	75	25	8	40	90	6202 ZZ
			EUD-100-30	100	30	8	30	100	608 ZZ
	LUD	<ul style="list-style-type: none"> - Cast polyurethane (Shore A90) - Aluminum core - Two ball bearings 	LUD-75-30	75	30	8	30	90	608 ZZ
			LUD-100-30	100	30	8	30	120	608 ZZ
			LUD-125-30	125	30	8	30	120	608 ZZ
			LUD-150-30	150	30	8	30	120	608 ZZ
	LUD-WEU	<ul style="list-style-type: none"> - Cast polyurethane (Shore A90) - Aluminum core - Two ball bearings - Anti-static version (10⁸~10⁹ Ωcm) 	LUD-WEU-75-30	75	30	8	30	90	608 ZZ
			LUD-WEU-100-30	100	30	8	30	120	608 ZZ
			LUD-WEU-125-30	125	30	8	30	120	608 ZZ
			LUD-WEU-150-30	150	30	8	30	120	608 ZZ
	LUP	<ul style="list-style-type: none"> - Cast polyurethane (Shore A90) - Aluminum core - Plain bearing 	LUP-75-17	75	17	10	22	75	Plain

FOOT MASTER®

Light duty casters GL series



40~100kg
 RoHS
 -10~90°C



Brackets: Pressed steel plate, strong integrated pressed steel frame, dust protection cover in the swivel head(50/60 series: none), smooth-operating top brake system(50/65 series: side brake), bolted wheel axle structure

Surface Treatment: Zinc plated

* Recommended Load = Load Cap. × 3

Swivel	Rigid	Swivel with brake	Wheel type	mm	mm	Kg	mm	mm	mm	mm	mm
GL-50-ASF	GL-50-ARF	GL-50-BSF	EUS	50	23	40	70	22	[SF] 65x48 [RF] 65x38	54x24	7
GL-65-ASF	GL-65-ARF	GL-65-BSF		64	23	50	82	22			
GL-75-ASF	GL-75-ARF	GL-75-BSF		75	25	65	105	40	95x64	78x45 72x45	9
GL-100-ASF	GL-100-ARF	GL-100-BSF	EUD	100	30	90	130	37	95x64	78x45 72x45	9
GL-125-ASF	GL-125-ARF	GL-125-BSF		125	30	100	157	35			

Options

Code Suffix	EUS	EUD				
Description	Elastic PU(A80)	Elastic PU(A80)				
Available for	50 ~ 75	100 ~ 125				

FOOT MASTER®

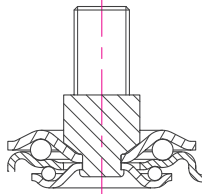
Light duty casters GL series



40~100kg

RoHS

-10~90°C



Brackets: Pressed steel plate, strong integrated pressed steel frame, dust protection cover in the swivel head, smooth-operating top brake system, bolted wheel axle structure

Surface Treatment: Zinc plated

* Recommended Load = Load Cap. × 3

Swivel	Swivel with brake	Wheel type	mm	mm	Kg	mm	mm	mm	mm	mm
GL-50-ASS	GL-50-BSS	EUS	50	23	40	70	22	1/2"-12UNC	7,5+18	17
GL-65-ASS	GL-65-BSS		64	23	50	82	22			
GL-75-ASS	GL-75-BSS	EUS	75	25	65	105	40	5/8"-11UNC M12x1.75P 1/2"-12UNC	10+25	22
GL-100-ASS	GL-100-BSS	EUD	100	30	90	130	37	5/8"-11UNC M12x1.75P 1/2"-12UNC	10+25	22
GL-125-ASS	GL-125-BSS		125	30	100	157	35			


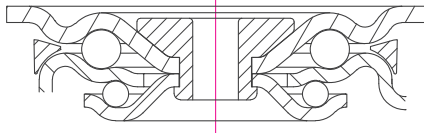
Options

Code Suffix	EUS	EUD				
Description	Elastic PU(A80)	Elastic PU(A80)				
Available for	50 ~ 75	100 ~ 125				

FOOT MASTER®

Light duty casters GL series







 40~100kg  RoHS  -10~90°C



Brackets: Pressed steel plate, strong integrated pressed steel frame, dust protection cover in the swivel head(50/60 series: none), smooth-operating top brake system(50/65 series: side brake), bolted wheel axle structure

Surface Treatment: Zinc plated

* Recommended Load = Load Cap. × 3

Swivel	Rigid	Swivel with brake	Wheel type	 mm	 mm	 Kg	 mm	 mm	 mm	 mm	 mm
GL-50-ASF	GL-50-ARF	GL-50-BSF	TUN	50	24	40	70	22	[SF] 65x48 [RF] 65x38	54x24	7
GL-65-ASF	GL-65-ARF	GL-65-BSF		64	24	50	82	22			
GL-75-ASF	GL-75-ARF	GL-75-BSF		75	25	65	105	40	95x64	78x45 72x45	9
GL-100-ASF	GL-100-ARF	GL-100-BSF		100	30	90	130	37			
GL-125-ASF	GL-125-ARF	GL-125-BSF		125	30	100	157	35			
GL-50-ASF	GL-50-ARF	GL-50-BSF	HRN	50	24	40	70	22	[SF] 65x48 [RF] 65x38	54x24	7
GL-65-ASF	GL-65-ARF	GL-65-BSF		64	24	50	82	22			
GL-75-ASF	GL-75-ARF	GL-75-BSF		75	25	65	105	40	95x64	78x45 72x45	9
GL-100-ASF	GL-100-ARF	GL-100-BSF		100	30	90	130	37			
GL-125-ASF	GL-125-ARF	GL-125-BSF		125	30	100	157	35			
GL-75-ASF	GL-75-ARF	GL-75-BSF	TUS	75	25	65	105	40	95x64	78x45 72x45	9
GL-100-ASF	GL-100-ARF	GL-100-BSF		100	30	90	130	37			
GL-125-ASF	GL-125-ARF	GL-125-BSF		125	30	100	157	35			
GL-75-ASF	GL-75-ARF	GL-75-BSF	HRS	75	25	65	105	40	95x64	78x45 72x45	9
GL-100-ASF	GL-100-ARF	GL-100-BSF		100	30	90	130	37			
GL-125-ASF	GL-125-ARF	GL-125-BSF		125	30	100	157	35			

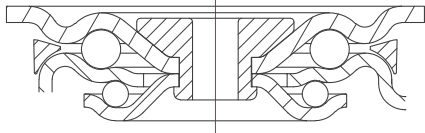
Options

						
Code Suffix	TUN	HRN	TUS	HRS		
Description	Inj. PU(A92)	Rubber(A85)	Inj. PU(A92)	Rubber(A85)		
Available for	50 ~ 125	50 ~ 125	75 ~ 125	75 ~ 125		

FOOT MASTER®

Light duty casters GL series









 40~100kg  RoHS  -10~90°C





Brackets: Pressed steel plate, strong integrated pressed steel frame, dust protection cover in the swivel head, smooth-operating top brake system, bolted wheel axle structure

Surface Treatment: Zinc plated

* Recommended Load = Load Cap. × 3

Swivel	Rigid	Swivel with brake	Wheel type	 mm	 mm	 Kg	 mm	 mm	 mm	 mm	 mm
GL-100-ASF	GL-100-ARF	GL-100-BSF	TUD	100	30	90	130	37	95x64	78x45 72x45	9
GL-125-ASF	GL-125-ARF	GL-125-BSF		125	30	100	157	35			
GL-100-ASF	GL-100-ARF	GL-100-BSF	HRD	100	30	90	130	37	95x64	78x45 72x45	9
GL-125-ASF	GL-125-ARF	GL-125-BSF		125	30	100	157	35			


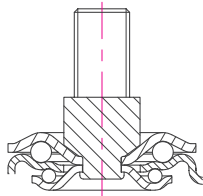
Options

						
Code Suffix	TUD	HRD				
Description	Inj. PU(A92)	Rubber(A85)				
Available for	100 ~ 125	100 ~ 125				

FOOT MASTER®

Light duty casters GL series

kg 40~100kg **RoHS** **TEMP** -10~90°C



Brackets: Forged steel bolt, strong integrated pressed steel frame, smooth-operating top brake system(50/65 series: side brake), bolted wheel axle structure

Surface Treatment: Zinc plated

* Recommended Load = Load Cap. × 3

Swivel	Swivel with brake	Wheel type	mm	mm	Kg	mm	mm	mm	mm	mm
GL-50-ASS	GL-50-BSS	TUN	50	24	40	70	22	1/2"-12UNC	7.5+18	17
GL-65-ASS	GL-65-BSS		64	24	50	82	22			
GL-75-ASS	GL-75-BSS		75	25	65	105	40	5/8"-11UNC M12x1.75P 1/2"-12UNC	10+25	22
GL-100-ASS	GL-100-BSS		100	30	90	130	37			
GL-125-ASS	GL-125-BSS		125	30	100	157	35			
GL-50-ASS	GL-50-BSS	HRN	50	24	40	70	22	1/2"-12UNC	7.5+18	17
GL-65-ASS	GL-65-BSS		64	24	50	82	22			
GL-75-ASS	GL-75-BSS		75	25	65	105	40	5/8"-11UNC M12x1.75P 1/2"-12UNC	10+25	22
GL-100-ASS	GL-100-BSS		100	30	90	130	37			
GL-125-ASS	GL-125-BSS		125	30	100	157	35			
GL-75-ASS	GL-75-BSS	TUS	75	25	65	105	40	5/8"-11UNC M12x1.75P 1/2"-12UNC	10+25	22
GL-100-ASS	GL-100-BSS		100	30	90	130	37			
GL-125-ASS	GL-125-BSS		125	30	100	157	35			
GL-75-ASS	GL-75-BSS	HRS	75	25	65	105	40	5/8"-11UNC M12x1.75P 1/2"-12UNC	10+25	22
GL-100-ASS	GL-100-BSS		100	30	90	130	37			
GL-125-ASS	GL-125-BSS		125	30	100	157	35			

Options

Code Suffix	TUN	HRN	TUS	HRS		
Description	Inj. PU(A92)	Rubber(A85)	Inj. PU(A92)	Rubber(A85)		
Available for	50 ~ 125	50 ~ 125	75 ~ 125	75 ~ 125		


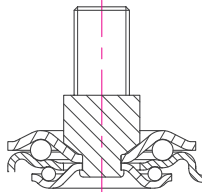
FOOT MASTER®

Light duty casters GL series

 40~100kg

 RoHS







 -10~90°C





Brackets: Forged steel bolt, strong integrated pressed steel frame, smooth-operating top brake system, bolted wheel axle structure

Surface Treatment: Zinc plated

* Recommended Load = Load Cap. × 3

Swivel	Swivel with brake	Wheel type	 mm	 mm	 Kg	 mm	 mm	 mm	 mm	 mm
GL-100-ASS	GL-100-BSS	TUD	100	30	90	130	37	5/8"-11UNC M12x1.75P 1/2"-12UNC	10+25	22
GL-125-ASS	GL-125-BSS		125	30	100	157	35			
GL-100-ASS	GL-100-BSS	HRD	100	30	90	130	37			
GL-125-ASS	GL-125-BSS		125	30	100	157	35			

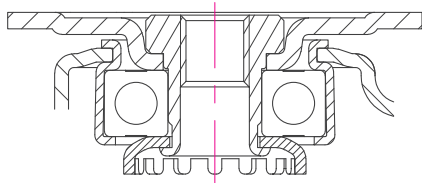
Options

						
Code Suffix	TUD	HRD				
Description	Inj. PU(A92)	Rubber(A85)				
Available for	100 ~ 125	100 ~ 125				

FOOT MASTER®

Light duty casters PL series









 75~110kg  RoHS  -10~90°C





Brackets: Pressed steel plate, precision ball bearing in the swivel head which is advantageous to smooth swiveling and excellent durability, strong integrated pressed steel frame, total-lock top brake system which is applied in wheel and swivel head simultaneously with independent locking and unlocking lever, bolted wheel axle structure

Surface Treatment: Powder coating, zinc plated

* Recommended Load = Load Cap. × 3

Swivel	Rigid	Swivel with brake	Wheel type	 mm	 mm	 Kg	 mm	 mm	 mm	 mm	 mm
PL-75-ASF	PL-75-ARF	PL-75-BSF	EUS	75	25	75	112.5	40	95x64	78x45 72x45	9
PL-100-ASF	PL-100-ARF	PL-100-BSF	EUD	100	30	100	137.5	40	95x64	78x45 72x45	9
PL-125-ASF	PL-125-ARF	PL-125-BSF		125	30	110	162.5	40			

Options

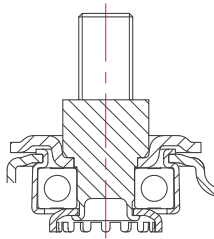
						
Code Suffix	EUS	EUD				
Description	Elastic PU(A80)	Elastic PU(A80)				
Available for	75	100 ~ 125				

FOOT MASTER®

Light duty casters PL series



kg 75~110kg **RoHS** **°C** -10~90°C





Brackets: Forged steel bolt, precision ball bearing in the swivel head which is advantageous to smooth swiveling and excellent durability, strong integrated pressed steel frame, total-lock top brake system which is applied in wheel and swivel head simultaneously with independent locking and unlocking lever, bolted wheel axle structure

Surface Treatment: Powder coating, zinc plated

* Recommended Load = Load Cap. × 3

Swivel	Swivel with brake	Wheel type	 mm	 mm	 Kg	 mm	 mm	 mm	 mm	 mm
PL-75-ASS	PL-75-BSS	EUS	75	25	75	112.5	40	5/8"-11UNC M12x1.75P 1/2"-12UNC	10,5+25	22
PL-100-ASS	PL-100-BSS	EUD	100	30	100	137.5	40			
PL-125-ASS	PL-125-BSS		125	30	110	162.5	40			

Options

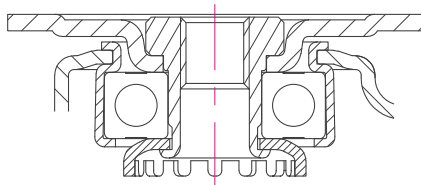
						
Code Suffix	EUS	EUD				
Description	Elastic PU(A80)	Elastic PU(A80)				
Available for	75	100 ~ 125				

FOOT MASTER®

Light duty casters

PL series









 75~120kg  RoHS  -10~90°C




Brackets: Pressed steel plate, precision ball bearing in the swivel head which is advantageous to smooth swiveling and excellent durability, strong integrated pressed steel frame, total-lock top brake system which is applied in wheel and swivel head simultaneously with independent locking and unlocking lever, bolted wheel axle structure

Surface Treatment: Powder coating, zinc plated

* Recommended Load = Load Cap. × 3

Swivel	Rigid	Swivel with brake	Wheel type								
				mm	mm	Kg	mm	mm	mm	mm	mm
PL-75-ASF	PL-75-ARF	PL-75-BSF	TUS	75	25	75	112.5	40	95x64	78x45 72x45	9
PL-100-ASF	PL-100-ARF	PL-100-BSF		100	30	100	137.5	40			
PL-125-ASF	PL-125-ARF	PL-125-BSF		125	30	110	162.5	40			
PL-75-ASF	PL-75-ARF	PL-75-BSF	HRS	75	25	75	112.5	40	95x64	78x45 72x45	9
PL-100-ASF	PL-100-ARF	PL-100-BSF		100	30	100	137.5	40			
PL-125-ASF	PL-125-ARF	PL-125-BSF		125	30	110	162.5	40			
PL-100-ASF	PL-100-ARF	PL-100-BSF	TUD	100	30	100	137.5	40	95x64	78x45 72x45	9
PL-125-ASF	PL-125-ARF	PL-125-BSF		125	30	110	162.5	40			
PL-150-ASF	PL-150-ARF	PL-150-BSF		150	30	110	188	40			
PL-100-ASF	PL-100-ARF	PL-100-BSF	HRD	100	30	100	137.5	40	95x64	78x45 72x45	9
PL-125-ASF	PL-125-ARF	PL-125-BSF		125	30	110	162.5	40			
PL-150-ASF	PL-150-ARF	PL-150-BSF		150	30	110	188	40			

Options

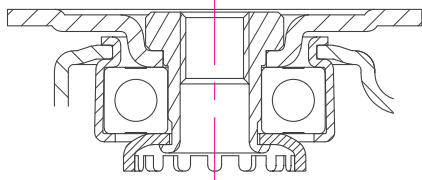


						
Code Suffix	TUS	HRS	TUD	HRD	-FZN	-WEU
Description	Inj. PU(A92)	Rubber(A85)	Inj. PU(A92)	Rubber(A85)	Zinc-plated frame	Anti-static(Black)
Available for	75 ~ 125	75 ~ 125	100 ~ 150	100 ~ 150	75 ~ 150	75 ~ 150

FOOT MASTER®

Light duty casters PL series









 75~120kg  RoHS  -10~90°C







Brackets: Pressed steel plate, precision ball bearing in the swivel head which is advantageous to smooth swiveling and excellent durability, strong integrated pressed steel frame, total-lock top brake system which is applied in wheel and swivel head simultaneously with independent locking and unlocking lever, bolted wheel axle structure

Surface Treatment: Powder coating, zinc plated

* Recommended Load = Load Cap. × 3

Swivel	Rigid	Swivel with brake	Wheel type	 mm	 mm	 Kg	 mm	 mm	 mm	 mm	 mm
PL-75-ASF	PL-75-ARF	PL-75-BSF	LUD	75	30	90	112,5	40	95x64	78x45 72x45	9
PL-100-ASF	PL-100-ARF	PL-100-BSF		100	30	120	137,5	40			
PL-125-ASF	PL-125-ARF	PL-125-BSF		125	30	120	162,5	40			
PL-150-ASF	PL-150-ARF	PL-150-BSF		150	30	120	188	40			

Options

						
Code Suffix	LUD	-WEU	-FCR	-FZN		
Description	Cast PU(A90)	Anti-static(Black)	Chrome plated frame	Zinc-plated frame		
Available for	75 ~ 150	75 ~ 150	75 ~ 150	75 ~ 150		

FOOT MASTER®


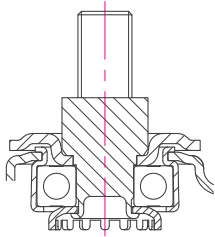
Light duty casters

PL series

 75~120kg

 RoHS









 -10~90°C



Brackets: Forged steel bolt, precision ball bearing in the swivel head which is advantageous to smooth swiveling and excellent durability, strong integrated pressed steel frame, total-lock top brake system which is applied in wheel and swivel head simultaneously with independent locking and unlocking lever, bolted wheel axle structure

Surface Treatment: Powder coating, zinc plated

* Recommended Load = Load Cap. × 3

Swivel	Swivel with brake	Wheel type	 mm	 mm	 Kg	 mm	 mm	 mm	 mm	 mm
PL-75-ASS	PL-75-BSS	TUS	75	25	75	112.5	40	5/8"-11UNC M12x1.75P 1/2"-12UNC	10.5+25	22
PL-100-ASS	PL-100-BSS		100	30	100	137.5	40			
PL-125-ASS	PL-125-BSS		125	30	110	162.5	40			
PL-75-ASS	PL-75-BSS	HRS	75	25	75	112.5	40	5/8"-11UNC M12x1.75P 1/2"-12UNC	10.5+25	22
PL-100-ASS	PL-100-BSS		100	30	100	137.5	40			
PL-125-ASS	PL-125-BSS		125	30	110	162.5	40			
PL-100-ASS	PL-100-BSS	TUD	100	30	100	137.5	40	5/8"-11UNC M12x1.75P 1/2"-12UNC	10.5+25	22
PL-125-ASS	PL-125-BSS		125	30	110	162.5	40			
PL-150-ASS	PL-150-BSS		150	30	110	188	40			
PL-100-ASS	PL-100-BSS	HRD	100	30	100	137.5	40	5/8"-11UNC M12x1.75P 1/2"-12UNC	10.5+25	22
PL-125-ASS	PL-125-BSS		125	30	110	162.5	40			
PL-150-ASS	PL-150-BSS		150	30	110	188	40			

Options

						
Code Suffix	TUS	HRS	TUD	HRD	-FZN	-WEU
Description	Inj. PU(A92)	Rubber(A85)	Inj. PU(A92)	Rubber(A85)	Zinc-plated frame	Anti-static(Black)
Available for	75 ~ 125	75 ~ 125	100 ~ 150	100 ~ 150	75 ~ 150	75 ~ 150

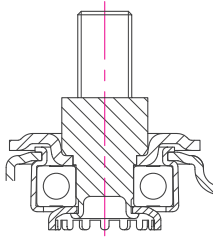

-FCR
Chrome plated frame
75 ~ 150

FOOT MASTER®

Light duty casters PL series



75~120kg RoHS -10~90°C



Brackets: Forged steel bolt, precision ball bearing in the swivel head which is advantageous to smooth swiveling and excellent durability, strong integrated pressed steel frame, total-lock top brake system which is applied in wheel and swivel head simultaneously with independent locking and unlocking lever, bolted wheel axle structure

Surface Treatment: Powder coating, zinc plated

* Recommended Load = Load Cap. × 3

Swivel	Swivel with brake	Wheel type	mm	mm	Kg	mm	mm	mm	mm	mm
PL-75-ASS	PL-75-BSS	LUD	75	30	90	112.5	40	5/8"-11UNC M12x1.75P 1/2"-12UNC	10.5+25	22
PL-100-ASS	PL-100-BSS		100	30	120	137.5	40			
PL-125-ASS	PL-125-BSS		125	30	120	162.5	40			
PL-150-ASS	PL-150-BSS		150	30	120	188	40			

Options

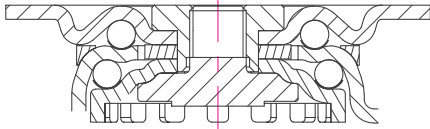
Code Suffix	LUD	-WEU	-FCR	-FZN		
Description	Cast PU(A90)	Anti-static(Black)	Chrome plated frame	Zinc-plated frame		
Available for	75 ~ 150	75 ~ 150	75 ~ 150	75 ~ 150		

FOOT MASTER®

Light duty casters

P series









 100~120kg  RoHS  -10~90°C



Brackets: Pressed steel plate, double ball bearing with hardened bearing seats in the swivel head, strong integrated pressed steel frame, dust protection cover in the swivel head, total-lock top brake system which is applied in wheel and swivel head simultaneously, bolted wheel axle structure

Surface Treatment: Zinc plated

* Recommended Load = Load Cap. × 3

Swivel	Rigid	Swivel with brake	Wheel type								
				mm	mm	Kg	mm	mm	mm	mm	mm
P-100-ASF	P-100-ARF	P-100-BSF	TUS	100	30	100	140	45	100x85	80x60 77x45	9
P-125-ASF	P-125-ARF	P-125-BSF		125	30	110	165	45			
P-100-ASF	P-100-ARF	P-100-BSF	HRS	100	30	100	140	45	100x85	80x60 77x45	9
P-125-ASF	P-125-ARF	P-125-BSF		125	30	110	165	45			
P-100-ASF	P-100-ARF	P-100-BSF	TUD	100	30	100	140	45	100x85	80x60 77x45	9
P-125-ASF	P-125-ARF	P-125-BSF		125	30	110	165	45			
P-100-ASF	P-100-ARF	P-100-BSF	HRD	100	30	100	140	45	100x85	80x60 77x45	9
P-125-ASF	P-125-ARF	P-125-BSF		125	30	110	165	45			
P-100-ASF	P-100-ARF	P-100-BSF	LUD	100	30	120	140	45	100x85	80x60 77x45	9
P-125-ASF	P-125-ARF	P-125-BSF		125	30	120	165	45			

Options

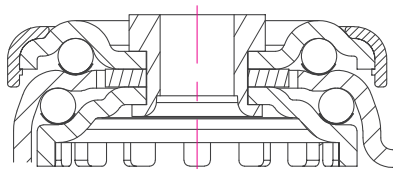
						
Code Suffix	TUS	HRS	TUD	HRD	LUD	-WEU
Description	Inj. PU(A92)	Rubber(A85)	Inj. PU(A92)	Rubber(A85)	Cast PU(A90)	Anti-static(Black)
Available for	100 ~ 125	100 ~ 125	100 ~ 125	100 ~ 125	100 ~ 125	100 ~ 125

FOOT MASTER®

Light duty casters

P series







 100~120kg  RoHS  -10~90°C



Brackets: Pressed steel plate, double ball bearing with hardened bearing seats in the swivel head, strong integrated pressed steel frame, dust protection cover in the swivel head, total-lock top brake system which is applied in wheel and swivel head simultaneously, bolted wheel axle structure

Surface Treatment: Zinc plated

* Recommended Load = Load Cap. × 3

Swivel	Swivel with brake	Wheel type	 mm	 mm	 Kg	 mm	 mm	 mm
P-100-ASS	P-100-BSS	TUS	100	30	100	140	45	12.5
P-125-ASS	P-125-BSS		125	30	110	165	45	
P-100-ASS	P-100-BSS	HRS	100	30	100	140	45	12.5
P-125-ASS	P-125-BSS		125	30	110	165	45	
P-100-ASS	P-100-BSS	TUD	100	30	100	140	45	12.5
P-125-ASS	P-125-BSS		125	30	110	165	45	
P-100-ASS	P-100-BSS	HRD	100	30	100	140	45	12.5
P-125-ASS	P-125-BSS		125	30	110	165	45	
P-100-ASS	P-100-BSS	LUD	100	30	120	140	45	12.5
P-125-ASS	P-125-BSS		125	30	120	165	45	

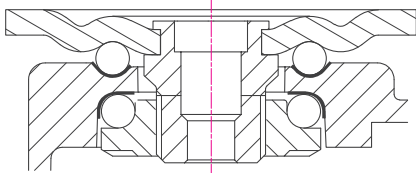
Options

						
Code Suffix	TUS	HRS	TUD	HRD	LUD	-WEU
Description	Inj. PU(A92)	Rubber(A85)	Inj. PU(A92)	Rubber(A85)	Cast PU(A90)	Anti-static(Black)
Available for	100 ~ 125	100 ~ 125	100 ~ 125	100 ~ 125	100 ~ 125	100 ~ 125

FOOT MASTER®

Light duty casters GDC series

120kg RoHS -10~90°C



Brackets: Pressed steel plate(Rigid type: Aluminum), double ball bearing with hardened bearing seats in the swivel head, ivory-colored aluminum frame, total-lock top brake system which is applied in wheel and swivel head simultaneously with independent locking and unlocking lever, bolted wheel axle structure, special type of wheel axle structure
Surface Treatment: Powder coating, zinc plated

* Recommended Load = Load Cap. × 3

Swivel	Rigid	Swivel with brake	Rigid with brake	Wheel type	mm	mm	Kg	mm	mm	mm	mm	mm
GDC-100-ASF	GDC-100-ARF	GDC-100-BSF	GDC-100-BRF	LUD	100	30	120	135	40	SF:73x73	SF:58x58	7
GDC-125-ASF	GDC-125-ARF	GDC-125-BSF	GDC-125-BRF		125	30	120	162	40	RF:93x73	RF:76x58	

Swivel	Rigid	Swivel with brake	Rigid with brake	Wheel type	mm	mm	Kg	mm	mm	mm	mm
GDC-100-ASS	GDC-100-ARS	GDC-100-BSS	GDC-100-BRS	LUD	100	30	120	135	40	M12x1.75P	30
GDC-125-ASS	GDC-125-ARS	GDC-125-BSS	GDC-125-BRS		125	30	120	162	40		

Options

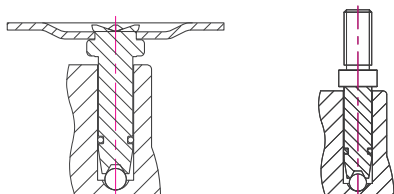
Code Suffix	LUD					
Description	Cast PU(A90)					
Available for	100 ~ 125					

FOOT MASTER®

Light duty casters GDD series











kg 75kg **RoHS** **TEMP -10~90°C**










Brackets: Pressed steel plate (Stem type: forged steel bolt), ivory-colored aluminum frame, bolted wheel axle structure

Surface Treatment: Powder coating, zinc plated

* Recommended Load = Load Cap. × 3

Swivel	Swivel with brake	Wheel type	 mm	 mm	 Kg	 mm	 mm	 mm	 mm	 mm
GDD-75-ASF	GDD-75-BSF	LUP	75	17x2	75	95	30	60x60	47x47	6

Swivel	Swivel with brake	Wheel type	 mm	 mm	 Kg	 mm	 mm	 mm	 mm
GDD-75-ASS	GDD-75-BSS	LUP	75	17x2	75	90	30	M12x1.75	25

Options

						
Code Suffix	LUP	-FBL	-WEU			
Description	Cast PU(A90)	Black frame	Anti-static(Black)			
Available for	75	75	75			

Leveling casters
Compact casters
Shock absorbing casters
AGV/AMR casters
Stainless steel casters
Heat-resistant casters
Light duty casters
Medium duty casters
Heavy duty casters
Custom-made

The Pride of Top Quality
FOOT MASTER®

Medium duty casters



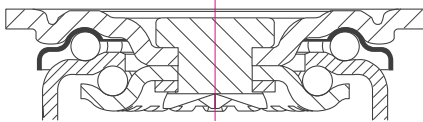
Guide for selection of wheels : Medium duty casters

Image	Series	Description	Wheel code	Wheel dia mm	Wheel width mm	Axle bore mm	Hub length mm	Load capacity Kg	Bearing type
	MUD	<ul style="list-style-type: none"> - Cast polyurethane (Shore A95) - Aluminum core - Two ball bearings 	MUD-75-35	75	35	17	44	180	6003 ZZ
			MUD-100-35	100	35	17	44	220	6003 ZZ
			MUD-100-40	100	40	15	50	300	6202 ZZ
			MUD-125-35	125	35	17	44	250	6003 ZZ
			MUD-130-40	130	40	15	50	320	6202 ZZ
			MUD-150-40-1	150	40	17	44	350	6003 ZZ
			MUD-150-40	150	40	15	50	350	6202 ZZ
			MUD-150-48	150	48	15	50	400	6202 ZZ
			MUD-200-40	200	40	15	50	400	6202 ZZ
MUD-200-48	200	48	15	50	500	6202 ZZ			
	MUID	<ul style="list-style-type: none"> - Cast polyurethane (Shore A95) - Pressed steel core - One special ball bearing 	MUID-150-45	150	45	15	53	320	SPECIAL BEARING
	MUPD	<ul style="list-style-type: none"> - Cast polyurethane (Shore A95) - Pressed steel core - Two ball bearings 	MUPD-150-40	150	40	15	53	350	6202 ZZ
	HUD	<ul style="list-style-type: none"> - Cast polyurethane (Shore A95) - Aluminum core - Two ball bearings 	HUD-100-48	100	48	15	50	400	6202 ZZ
			HUD-130-40	130	40	15	50	430	6202 ZZ
			HUD-130-48	130	48	15	50	500	6202 ZZ
			HUD-150-40	150	40	15	50	550	6202 ZZ
			HUD-150-48	150	48	15	50	600	6202 ZZ
			HUD-200-40	200	40	15	50	550	6202 ZZ
	HUD-WEU	<ul style="list-style-type: none"> - Cast polyurethane (Shore A95) - Aluminum core - Two ball bearings - Anti-static version ($10^8 \sim 10^9 \Omega \text{cm}$) 	HUD-WEU-100-48	100	48	15	50	400	6202 ZZ
			HUD-WEU-130-40	130	40	15	50	430	6202 ZZ
			HUD-WEU-150-40	150	40	15	50	550	6202 ZZ
			HUD-WEU-200-40	200	40	15	50	550	6202 ZZ
	SUD	<ul style="list-style-type: none"> - Cast polyurethane (Shore A70) - Aluminum core - Two ball bearings 	SUD-100-40	100	40	15	50	200	6202 ZZ
			SUD-130-40	130	40	15	50	270	6202 ZZ
			SUD-150-40	150	40	15	50	330	6202 ZZ
	MCD	<ul style="list-style-type: none"> - MC nylon(Shore D80) - Two ball bearings 	MCD-75-35	75	35	17	44	300	6003 ZZ
			MCD-75-48	75	48	15	51	600	6202 ZZ
			MCD-100-35	100	35	17	44	350	6003 ZZ
			MCD-100-48	100	48	20	48	900	6204 ZZ
			MCD-125-35	125	35	17	44	400	6003 ZZ
			MCD-130-48	130	48	20	48	600	6204 ZZ
			MCD-150-40	150	40	17	44	450	6003 ZZ
			MCD-150-48	150	48	20	48	600	6204 ZZ
MCD-200-40	200	40	20	48	600	6204 ZZ			
	NYD	<ul style="list-style-type: none"> - Nylon 66(Shore D70) - Two ball bearings 	NYD-75-48	75	48	15	51	600	6202 ZZ
			NYD-100-48	100	48	20	48	900	6204 ZZ

FOOT MASTER®

Medium duty casters PLM series

kg 160~350kg **RoHS** **°C** -10~90°C











[Total-lock top brake system]

Simultaneous locking of the swiveling top plate and wheel with one operation




Brackets: Pressed steel plate, double ball bearing with hardened bearing seats in the swivel head, strong integrated pressed steel frame, total-lock steel top brake system which is applied in wheel and swivel head simultaneously, bolted wheel axle structure

Surface Treatment: Zinc plated

* Recommended Load = Load Cap. × 3

Swivel	Rigid	Swivel with brake	Wheel type	 mm	 mm	 Kg	 mm	 mm	 mm	 mm	 mm
PLM-75-ASF	PLM-75-ARF	PLM-75-BSF	MUD	75	35	180	110	38	95x85	76x58 68x66	11
PLM-100-ASF	PLM-100-ARF	PLM-100-BSF		100	35	220	135	35			
PLM-125-ASF	PLM-125-ARF	PLM-125-BSF		125	35	250	160	32			
PLM-75-ASF	PLM-75-ARF	PLM-75-BSF	GUD	75	35	160	110	38	95x85	76x58 68x66	11
PLM-100-ASF	PLM-100-ARF	PLM-100-BSF		100	35	200	135	35			
PLM-125-ASF	PLM-125-ARF	PLM-125-BSF		125	35	230	160	32			
PLM-75-ASF	PLM-75-ARF	PLM-75-BSF	MCD	75	35	300	110	38	95x85	76x58 68x66	11
PLM-100-ASF	PLM-100-ARF	PLM-100-BSF		100	35	350	135	35			
PLM-125-ASF	PLM-125-ARF	PLM-125-BSF		125	35	350	160	32			

Options

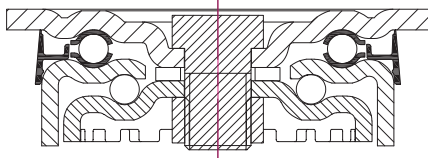
						
Code Suffix	MUD	GUD	MCD			
Description	Cast PU(A95)	Cast PU(A80)	MC nylon(D80)			
Available for	75 ~ 125	75 ~ 125	75 ~ 125			

FOOT MASTER®

Medium duty casters

PLM series

kg 330~450kg **RoHS** **TEMP** -10~90°C



[Total-lock top brake system]









Simultaneous locking of the swiveling top plate and wheel with one operation



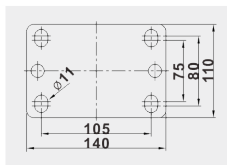
Brackets: Pressed steel plate, double ball bearing with hardened bearing seats in the swivel head, strong integrated pressed steel frame, total-lock steel top brake system which is applied in wheel and swivel head simultaneously, bolted wheel axle structure

Surface Treatment: Zinc plated


* Recommended Load = Load Cap. × 3

Swivel	Rigid	Swivel with brake	Wheel type								
				mm	mm	Kg	mm	mm	mm	mm	mm
PLM-150-ASF	PLM-150-ARF	PLM-150-BSF	MUD	150	40	350	190	55	115x102	92x66 76x76	11
PLM-175-ASF	PLM-175-ARF	PLM-175-BSF		175	40	400	215	55			
PLM-200-ASF	PLM-200-ARF	PLM-200-BSF		200	40	420	240	55			
PLM-150-ASF	PLM-150-ARF	PLM-150-BSF	HUD	150	40	400	190	55	115x102	92x66 76x76	11
PLM-175-ASF	PLM-175-ARF	PLM-175-BSF		175	40	450	215	55			
PLM-200-ASF	PLM-200-ARF	PLM-200-BSF		200	40	450	240	55			
PLM-150-ASF	PLM-150-ARF	PLM-150-BSF	SUD	150	40	330	190	55	115x102	92x66 76x76	11
PLM-175-ASF	PLM-175-ARF	PLM-175-BSF		175	40	370	215	55			
PLM-200-ASF	PLM-200-ARF	PLM-200-BSF		200	40	400	240	55			
PLM-150-ASF	PLM-150-ARF	PLM-150-BSF	MCD	150	48	450	190	55	115x102	92x66 76x76	11
PLM-175-ASF	PLM-175-ARF	PLM-175-BSF		175	40	450	215	55			
PLM-200-ASF	PLM-200-ARF	PLM-200-BSF		200	40	450	240	55			
PLM-150-ASF	PLM-150-ARF	PLM-150-BSF	NYD	150	48	450	190	55	115x102	92x66 76x76	11

Options



Code Suffix	-PEU
Available for	150 ~ 200

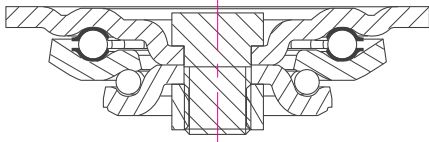
						
Code Suffix	MUD	HUD	SUD	MCD	NYD	-WEU
Description	Cast PU(A95)	Cast PU(A95)	Cast PU(A70)	MC nylon(D80)	High-Performance Nylon(D70)	Anti-static(Black)
Available for	150 ~ 200	150 ~ 200	150 ~ 200	150 ~ 200	150	150 ~ 200

FOOT MASTER®

Medium duty casters









PME series

 220~450kg  RoHS  -10~90°C





Brackets: Pressed steel plate, double ball bearing with hardened bearing seats in the swivel head, grease nipple, strong welded steel frame, smooth-operating side brake system, bolted wheel axle structure
Surface Treatment: Powder coating, zinc plated

* Recommended Load = Load Cap. × 3

Swivel	Rigid	Swivel with brake	Wheel type								
				mm	mm	Kg	mm	mm	mm	mm	mm
PME-100-ASF	PME-100-ARF	PME-100-BSF	MUD	100	35	220	136	32	115x102	92x66 76x76	11
PME-125-ASF	PME-125-ARF	PME-125-BSF		125	35	250	160	35			
PME-150-ASF	PME-150-ARF	PME-150-BSF		150	40	350	190	38			
PME-100-ASF	PME-100-ARF	PME-100-BSF	MCD	100	35	350	136	32	115x102	92x66 76x76	11
PME-125-ASF	PME-125-ARF	PME-125-BSF		125	35	400	160	35			
PME-150-ASF	PME-150-ARF	PME-150-BSF		150	40	450	190	38			

Options

						
Code Suffix	MUD	MCD				
Description	Cast PU(A95)	MC nylon(D80)				
Available for	100 ~ 150	100 ~ 150				

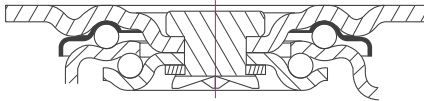
FOOT MASTER®

Medium duty casters

RT1/RT2/RT3 series











kg 280~350kg **RoHS** **°C** -10~90°C



















Brackets: Pressed steel plate, double ball bearing with hardened bearing seats in the swivel head, strong integrated pressed steel frame, smooth-operating side brake system, bolted wheel axle structure

Surface Treatment: Zinc plated



* Recommended Load = Load Cap. × 3

Swivel	Rigid	Swivel with brake	Wheel type	 mm	 mm	 Kg	 mm	 mm	 mm	 mm	 mm
RT1-150-ASF	RT1-150-ARF	RT1-150-BSF	MUID	150	45	280	190	40	[SF] 102x102	80x80	11
RT1-150-ASF	RT1-150-ARF	RT1-150-BSF	MUPD	150	40	350	190	40	[RF] 108x114	75x75	

Swivel	Rigid	Swivel with brake	Wheel type	 mm	 mm	 Kg	 mm	 mm	 mm	 mm	 mm
RT2-150-ASF	RT2-150-ARF	RT2-150-BSF	MUID	150	45	320	198	40	[SF] 118x118	[SF] 90x90	11
RT2-150-ASF	RT2-150-ARF	RT2-150-BSF	MUPD	150	40	350	198	40	[RF] 126x87	[RF] 80x80 100x55	

Swivel	Rigid	Swivel with brake	Wheel type	 mm	 mm	 Kg	 mm	 mm	 mm	 mm	 mm
RT3-150-ASF	RT3-150-ARF	RT3-150-BSF	MUID	150	45	280	190	40	115x102	92x66	11
RT3-150-ASF	RT3-150-ARF	RT3-150-BSF	MUPD	150	40	350	190	40		84x71	

Options

						
Code Suffix	MUID	MUPD				
Description	Cast PU(A95)	Cast PU(A95)				
Available for	150	150				

FOOT MASTER®

Medium duty casters

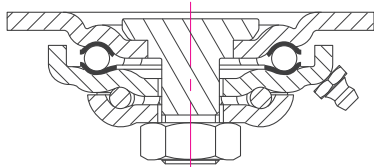
PM series



200~500kg



-10~90°C



Brackets: Pressed steel plate, double ball bearing with hardened bearing seats in the swivel head, grease nipple, strong welded steel frame, smooth-operating side brake system(200 series: top brake), bolted wheel axle structure

Surface Treatment: Powder coating, zinc plated

* Recommended Load = Load Cap. × 3

Swivel	Rigid	Swivel with brake	Wheel type	mm	mm	Kg	mm	mm	mm	mm	mm
PM-100-ASF	PM-100-ARF	PM-100-BSF	MUD	100	40	250	136	50	115x102	92x66 76x76	11
PM-130-ASF	PM-130-ARF	PM-130-BSF		130	40	300	162	50			
PM-150-ASF	PM-150-ARF	PM-150-BSF		150	40	350	190	50			
PM-200-ASF	PM-200-ARF	PM-200-BSF		200	40	400	239	65			
PM-100-ASF	PM-100-ARF	PM-100-BSF	HUD	100	48	300	136	50	115x102	92x66 76x76	11
PM-130-ASF	PM-130-ARF	PM-130-BSF		130	40	350	162	50			
PM-150-ASF	PM-150-ARF	PM-150-BSF		150	40	400	190	50			
PM-200-ASF	PM-200-ARF	PM-200-BSF		200	40	450	239	65			
PM-100-ASF	PM-100-ARF	PM-100-BSF	SUD	100	40	200	136	50	115x102	92x66 76x76	11
PM-130-ASF	PM-130-ARF	PM-130-BSF		130	40	270	162	50			
PM-150-ASF	PM-150-ARF	PM-150-BSF		150	40	330	190	50			

Options

Code Suffix	MUD	HUD	SUD	-WEU		
Description	Cast PU(A95)	Cast PU(A95)	Cast PU(A70)	Anti-static(Black)		
Available for	100 ~ 200	100 ~ 200	100 ~ 150	100 ~ 200		

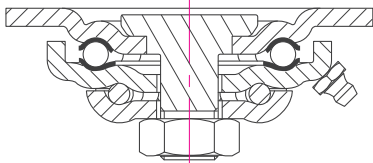
FOOT MASTER®

Medium duty casters

PM series











kg 200~500kg **RoHS** **TEMP** -10~90°C



Brackets: Pressed steel plate, double ball bearing with hardened bearing seats in the swivel head, grease nipple, strong welded steel frame, smooth-operating side brake system(200 series: top brake), bolted wheel axle structure

Surface Treatment: Powder coating, zinc plated

* Recommended Load = Load Cap. × 3

Swivel	Rigid	Swivel with brake	Wheel type	 mm	 mm	 Kg	 mm	 mm	 mm	 mm	 mm
PM-130-ASF	PM-130-ARF	PM-130-BSF	HUWD	130	48	400	162	50	115x102	92x66 76x76	11
PM-150-ASF	PM-150-ARF	PM-150-BSF		150	48	450	190	50			
PM-150-ASF	PM-150-ARF	PM-150-BSF	MUPD	150	40	350	190	50	115x102	92x66 76x76	11
PM-100-ASF	PM-100-ARF	PM-100-BSF	MCD	100	48	350	136	50	115x102	92x66 76x76	11
PM-130-ASF	PM-130-ARF	PM-130-BSF		130	48	400	162	50			
PM-150-ASF	PM-150-ARF	PM-150-BSF		150	48	450	190	50			
PM-200-ASF	PM-200-ARF	PM-200-BSF		200	40	500	239	65			
PM-100-ASF	PM-100-ARF	PM-100-BSF	NYD	100	48	350	136	50	115x102	92x66 76x76	11
PM-130-ASF	PM-130-ARF	PM-130-BSF		130	48	400	162	50			
PM-150-ASF	PM-150-ARF	PM-150-BSF		150	48	450	190	50			

Options

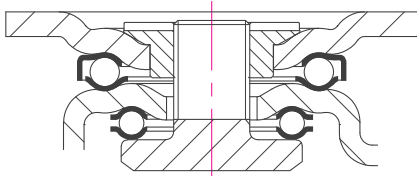
						
Code Suffix	MCD	HUWD	MUPD	NYD	-WEU	
Description	MC nylon(D80)	Cast PU(A95)	Cast PU(A95)	High-Performance Nylon(D70)	Anti-static(Black)	
Available for	100 ~ 200	130 ~ 150	150	100 ~ 150	100 ~ 200	

FOOT MASTER®

Medium duty casters GH series



kg 200~600kg **RoHS** **°C** -10~90°C



Brackets: Pressed steel plate, double ball bearing with four hardened bearing seats in the swivel head which is advantageous to rapid swiveling and excellent durability, strong integrated pressed steel frame(200 series: welded steel frame), smooth-operating top brake system, bolted wheel axle structure

Surface Treatment: Zinc plated

* Recommended Load = Load Cap. × 3

Swivel	Rigid	Swivel with brake	Wheel type								
				mm	mm	Kg	mm	mm	mm	mm	mm
GH-100-ASF	GH-100-ARF	GH-100-BSF	MUD	100	40	300	156	50	115x102	92x66 76x76	11
GH-130-ASF	GH-130-ARF	GH-130-BSF		130	40	320	186	50			
GH-150-ASF	GH-150-ARF	GH-150-BSF		150	40	350	206	50			
GH-200-ASF	GH-200-ARF	GH-200-BSF		200	40	400	241	65			
GH-100-ASF	GH-100-ARF	GH-100-BSF	HUD	100	48	400	156	50	115x102	92x66 76x76	11
GH-130-ASF	GH-130-ARF	GH-130-BSF		130	40	430	186	50			
GH-150-ASF	GH-150-ARF	GH-150-BSF		150	40	550	206	50			
GH-200-ASF	GH-200-ARF	GH-200-BSF		200	40	550	241	65			
GH-100-ASF	GH-100-ARF	GH-100-BSF	SUD	100	40	200	156	50	115x102	92x66 76x76	11
GH-130-ASF	GH-130-ARF	GH-130-BSF		130	40	270	186	50			
GH-150-ASF	GH-150-ARF	GH-150-BSF		150	40	330	206	50			

Options

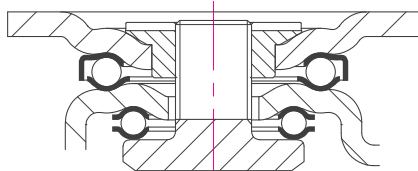
Code Suffix	MUD	HUD	SUD	-WEU		
Description	Cast PU(A95)	Cast PU(A95)	Cast PU(A70)	Anti-static(Black)		
Available for	100 ~ 200	100 ~ 200	100 ~ 150	100 ~ 200		

FOOT MASTER®

Medium duty casters

GH series









 200~600kg  RoHS  -10~90°C



Brackets: Pressed steel plate, double ball bearing with four hardened bearing seats in the swivel head which is advantageous to rapid swiveling and excellent durability, integrated strong pressed steel frame(200 series: welded steel frame), smooth-operating top brake system, bolted wheel axle structure

Surface Treatment: Zinc plated

* Recommended Load = Load Cap. × 3

Swivel	Rigid	Swivel with brake	Wheel type	 mm	 mm	 Kg	 mm	 mm	 mm	 mm	 mm
GH-130-ASF	GH-130-ARF	GH-130-BSF	HUWD	130	48	500	186	50	115x102	92x66 76x76	11
GH-150-ASF	GH-150-ARF	GH-150-BSF		150	48	600	206	50			
GH-100-ASF	GH-100-ARF	GH-100-BSF	MCD	100	48	600	156	50	115x102	92x66 76x76	11
GH-130-ASF	GH-130-ARF	GH-130-BSF		130	48	600	186	50			
GH-150-ASF	GH-150-ARF	GH-150-BSF		150	48	600	206	50			
GH-200-ASF	GH-200-ARF	GH-200-BSF		200	40	600	241	65			
GH-100-ASF	GH-100-ARF	GH-100-BSF	NYD	100	48	600	156	50	115x102	92x66 76x76	11
GH-130-ASF	GH-130-ARF	GH-130-BSF		130	48	600	186	50			
GH-150-ASF	GH-150-ARF	GH-150-BSF		150	48	600	206	50			

Options

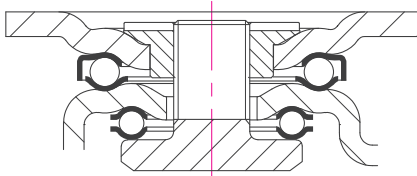
						
Code Suffix	MCD	HUWD	NYD	-WEU		
Description	MC nylon(D80)	Cast PU(A95)	High-Performance Nylon(D70)	Anti-static(Black)		
Available for	100 ~ 200	130 ~ 150	100 ~ 150	100 ~ 200		

FOOT MASTER®

Medium duty casters PH series











kg 200~600kg **RoHS** **°C** -10~90°C



Brackets: Pressed steel plate, double ball bearing with four hardened bearing seats in the swivel head which is advantageous to rapid swiveling and excellent durability, strong integrated pressed steel frame, smooth-operating top brake system, bolted wheel axle structure
Surface Treatment: Powder coating, zinc plated

* Recommended Load = Load Cap. × 3

Swivel	Rigid	Swivel with brake	Wheel type	 mm	 mm	 Kg	 mm	 mm	 mm	 mm	 mm
PH-100-ASF	PH-100-ARF	PH-100-BSF	HUD	100	48	400	156	50	100x85	80x60 77x45	9
PH-130-ASF	PH-130-ARF	PH-130-BSF		130	40	430	186	50			
PH-150-ASF	PH-150-ARF	PH-150-BSF		150	40	550	206	50			
PH-100-ASF	PH-100-ARF	PH-100-BSF	MUD	100	40	300	156	50	100x85	80x60 77x45	9
PH-130-ASF	PH-130-ARF	PH-130-BSF		130	40	320	186	50			
PH-150-ASF	PH-150-ARF	PH-150-BSF		150	40	350	206	50			
PH-100-ASF	PH-100-ARF	PH-100-BSF	SUD	100	40	200	156	50	100x85	80x60 77x45	9
PH-130-ASF	PH-130-ARF	PH-130-BSF		130	40	270	186	50			
PH-150-ASF	PH-150-ARF	PH-150-BSF		150	40	330	206	50			

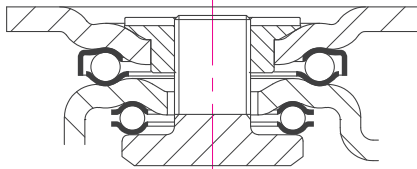
Options

						
Code Suffix	HUD	MUD	SUD	-FZN	-WEU	
Description	Cast PU(A95)	Cast PU(A95)	Cast PU(A70)	Zinc-plated frame	Anti-static(Black)	
Available for	100 ~ 150	100 ~ 150	100 ~ 150	100 ~ 150	100 ~ 150	

FOOT MASTER®

Medium duty casters PH series









 200~600kg  RoHS  -10~90°C



Brackets: Pressed steel plate, double ball bearing with four hardened bearing seats in the swivel head which is advantageous to rapid swiveling and excellent durability, strong integrated pressed steel frame, smooth-operating top brake system, bolted wheel axle structure

Surface Treatment: Powder coating, zinc plated

* Recommended Load = Load Cap. × 3

Swivel	Rigid	Swivel with brake	Wheel type	 mm	 mm	 Kg	 mm	 mm	 mm	 mm	 mm
PH-130-ASF	PH-130-ARF	PH-130-BSF	HUWD	130	48	500	186	50	100x85	80x60 77x45	9
PH-150-ASF	PH-150-ARF	PH-150-BSF		150	48	600	206	50			
PH-100-ASF	PH-100-ARF	PH-100-BSF	MCD	100	48	600	156	50	100x85	80x60 77x45	9
PH-130-ASF	PH-130-ARF	PH-130-BSF		130	48	600	186	50			
PH-150-ASF	PH-150-ARF	PH-150-BSF	NYD	150	48	600	206	50	100x85	80x60 77x45	9
PH-100-ASF	PH-100-ARF	PH-100-BSF		100	48	600	156	50			
PH-130-ASF	PH-130-ARF	PH-130-BSF		130	48	600	186	50			
PH-150-ASF	PH-150-ARF	PH-150-BSF		150	48	600	206	50			

Options

						
Code Suffix	MCD	HUWD	NYD	-FZN	-WEU	
Description	MC nylon(D80)	Cast PU(A95)	High-Performance Nylon(D70)	Zinc-plated frame	Anti-static(Black)	
Available for	100 ~ 150	130 ~ 150	100 ~ 150	100 ~ 150	100 ~ 150	

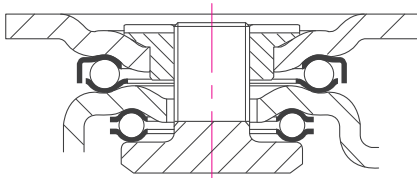
FOOT MASTER®

Medium duty casters

PHS series











kg 400~600kg **RoHS** **°C** -10~90°C



Brackets: Pressed steel plate, double ball bearing with four hardened bearing seats in the swivel head which is advantageous to rapid swiveling and excellent durability, strong integrated pressed steel frame, smooth-operating top brake system, bolted wheel axle structure
Surface Treatment: Powder coating, zinc plated

* Recommended Load = Load Cap. × 3

Swivel	Swivel with brake	Wheel type	 mm	 mm	 Kg	 mm	 mm	 mm	 mm	 mm
PHS-75-ASF	-	MCD	75	48	600	115	35	100x100	78x78 64x64	10.5
PHS-100-ASF	PHS-100-BSF		100	48	600	156	50			
PHS-75-ASF	-	NYD	75	48	600	115	35	100x100	78x78 64x64	10.5
PHS-100-ASF	PHS-100-BSF		100	48	600	156	50			
PHS-100-ASF	PHS-100-BSF	HUD	100	48	400	156	50	100x100	78x78 64x64	10.5

Options

						
Code Suffix	MCD	NYD	HUD			
Description	MC nylon(D80)	Nylon66(D70)	Cast PU(A95)			
Available for	75 ~ 100	75 ~ 100	100			

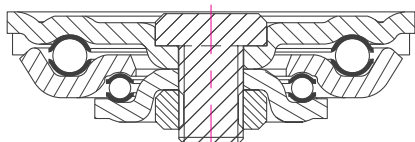
FOOT MASTER®

Medium duty casters

PMH series











kg 400~600kg **RoHS** **°C** -10~90°C




Brackets: Pressed steel plate, double ball bearing with four hardened bearing seats in the swivel head which is advantageous to rapid swiveling and excellent durability, strong welded steel frame, steel top brake system, bolted wheel axle structure

Surface Treatment: Powder coating, zinc plated

* Recommended Load = Load Cap. × 3

Swivel	Rigid	Swivel with brake	Rigid with brake	Wheel type	 mm	 mm	 Kg	 mm	 mm	 mm	 mm	 mm
PMH-150-ASF	PMH-150-ARF	PMH-150-BSF	PMH-150-BRF	MUD	150	48	400	190	35	158x114	133x86 125x62	13
PMH-200-ASF	PMH-200-ARF	PMH-200-BSF	PMH-200-BRF		200	48	500	241	50			
PMH-150-ASF	PMH-150-ARF	PMH-150-BSF	PMH-150-BRF	MCD	150	48	600	190	35	158x114	133x86 125x62	13
PMH-200-ASF	PMH-200-ARF	PMH-200-BSF	PMH-200-BRF		200	48	600	241	50			
PMH-150-ASF-PEU	PMH-150-ARF-PEU	PMH-150-BSF-PEU	PMH-150-BRF-PEU	MUD	150	48	400	190	35	140x110	105x80 105x75	11
PMH-200-ASF-PEU	PMH-200-ARF-PEU	PMH-200-BSF-PEU	PMH-200-BRF-PEU		200	48	500	241	50			
PMH-150-ASF-PEU	PMH-150-ARF-PEU	PMH-150-BSF-PEU	PMH-150-BRF-PEU	MCD	150	48	600	190	35	140x110	105x80 105x75	11
PMH-200-ASF-PEU	PMH-200-ARF-PEU	PMH-200-BSF-PEU	PMH-200-BRF-PEU		200	48	600	241	50			

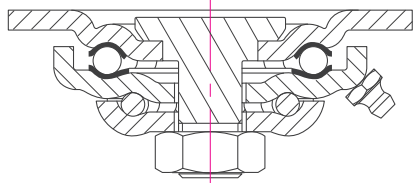
Options

					
Code Suffix	MUD	MCD	-FRN	-4DL	
Description	Cast PU(A95)	MC nylon(D80)	Brake direction	4 Directional Lock	
Available for	150 ~ 200	150 ~ 200	150 ~ 200	150 ~ 200	

FOOT MASTER®









Medium duty casters PMW series

 400~450kg  RoHS  -10~90°C



Brackets: Pressed steel plate, double ball bearing with hardened bearing seats in the swivel head, grease nipple, strong welded steel frame, smooth-operating side brake system, bolted wheel axle structure
Surface Treatment: Powder coating, zinc plated

* Recommended Load = Load Cap. × 3

Swivel	Rigid	Swivel with brake	Wheel type	 mm	 mm	 Kg	 mm	 mm	 mm	 mm	 mm
PMW-130-ASF	PMW-130-ARF	PMW-130-BSF	HUWD	130	48	400	162	50	140x110	105x80 105x75	11
PMW-150-ASF	PMW-150-ARF	PMW-150-BSF		150	48	450	190	50			
PMW-130-ASF	PMW-130-ARF	PMW-130-BSF	MCD	130	48	400	162	50	140x110	105x80 105x75	11
PMW-150-ASF	PMW-150-ARF	PMW-150-BSF		150	48	450	190	50			
PMW-130-ASF	PMW-130-ARF	PMW-130-BSF	NYD	130	48	400	162	50	140x110	105x80 105x75	11
PMW-150-ASF	PMW-150-ARF	PMW-150-BSF		150	48	450	190	50			

Options

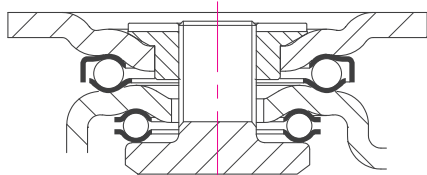
						
Code Suffix	HUWD	MCD	NYD			
Description	Cast PU(A95)	MC nylon(D80)	High-Performance Nylon(D70)			
Available for	130 ~ 150	130 ~ 150	130 ~ 150			

FOOT MASTER®

Medium duty casters

PHW series









 500~600kg  RoHS  -10~90°C



Brackets: Pressed steel plate, double ball bearing with four hardened bearing seats in the swivel head which is advantageous to rapid swiveling and excellent durability, strong integrated pressed steel frame, smooth-operating top brake system, bolted wheel axle structure

Surface Treatment: Powder coating, zinc plated

* Recommended Load = Load Cap. × 3

Swivel	Rigid	Swivel with brake	Wheel type	 mm	 mm	 Kg	 mm	 mm	 mm	 mm	 mm
PHW-130-ASF	PHW-130-ARF	PHW-130-BSF	HUWD	130	48	500	186	50	130x110	105x75 92x66	12
PHW-150-ASF	PHW-150-ARF	PHW-150-BSF		150	48	600	206	50			
PHW-130-ASF	PHW-130-ARF	PHW-130-BSF	MCD	130	48	600	186	50	130x110	105x75 92x66	12
PHW-150-ASF	PHW-150-ARF	PHW-150-BSF		150	48	600	206	50			
PHW-130-ASF	PHW-130-ARF	PHW-130-BSF	NYD	130	48	600	186	50	130x110	105x75 92x66	12
PHW-150-ASF	PHW-150-ARF	PHW-150-BSF		150	48	600	206	50			

Options










						
Code Suffix	HUWD	MCD	NYD			
Description	Cast PU(A95)	MC nylon(D80)	High-Performance Nylon(D70)			
Available for	130 ~ 150	130 ~ 150	130 ~ 150			

The Pride of Top Quality
FOOT MASTER®

Heavy duty casters



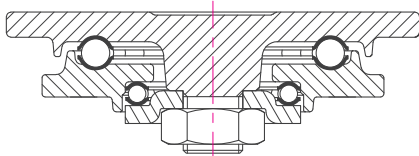
Guide for selection of wheels : Heavy duty casters

Image	Series	Description	Wheel code	Wheel dia mm	Wheel width mm	Axle bore mm	Hub length mm	Load capacity Kg	Bearing type
	NYD	- Nylon 66(Shore D70) - Two ball bearings	NYD-100-48	100	48	20	48	600	6204 ZZ
	MUD	- Cast polyurethane (Shore A95) - Aluminum core - Two ball bearings	MUD-100-67	100	67	25	73	650	6005 ZZ
			MUD-125-64	125	64	25	73	750	6005 ZZ
			MUD-150-64	150	64	25	73	800	6205 ZZ
			MUD-200-64	200	64	25	73	850	6205 ZZ
	MCD	- MC nylon(Shore D80) - Two ball bearings	MCD-75-40	75	40	25	40	850	6005 ZZ
			MCD-80-48	80	48	20	48	800	6204 ZZ
			MCD-100-40	100	40	25	40	1,000	6005 ZZ
			MCD-100-48	100	48	20	48	900	6204 ZZ
			MCD-100-67	100	67	25	73	800	6005 ZZ
			MCD-125-40	125	40	25	40	1,100	6005 ZZ
			MCD-125-64	125	64	25	73	900	6005 ZZ
			MCD-125-68	125	68	25	70	1,500	6205 ZZ
			MCD-150-64	150	64	25	73	1,000	6205 ZZ
			MCD-150-68	150	68	30	70	2,200	6206 ZZ
			MCD-200-64	200	64	25	73	1,100	6205 ZZ
			MCD-200-68	200	68	30	70	2,500	6206 ZZ
			MCD-250-64	250	64	25	73	1,300	6205 ZZ
			MCD-250-70	250	70	30	70	2,700	6206 ZZ
MCD-250-78	250	78	35	78	3,500	6210 ZZ			
MCD-300-78	300	78	35	78	4,000	6210 ZZ			
	MCQ	- MC nylon(Shore D80) - Four ball bearings	MCQ-200-100	200	100	50	100	6,000	6210 ZZ
			MCQ-250-100	250	100	50	100	7,000	6210 ZZ
			MCQ-300-100	300	100	50	100	8,000	6210 ZZ
	HUD	- Cast polyurethane (Shore A95) - Steel core - Two ball bearings	HUD-100-29	100	29	15	27	200	6202 ZZ
			HUD-110-29	110	29	15	27	200	6202 ZZ
			HUD-150-40	150	40	17	40	400	6203 ZZ
			HUD-200-65	200	65	25	65	1,250	6205 ZZ
			HUD-250-78	250	78	35	78	2,200	6210 ZZ
	HUD	- Cast polyurethane (Shore D70) - Steel core - Two ball bearings	HUD-80-48	80	48	20	48	500	6204 ZZ
			HUD-100-48	100	48	20	48	600	6204 ZZ
	HUD	- Cast polyurethane (Shore D70) - Aluminum core - Two ball bearings	HUD-75-40	75	40	25	40	400	6005 ZZ
			HUD-100-40	100	40	25	40	550	6005 ZZ
			HUD-125-40	125	40	25	40	700	6005 ZZ
	HUD	- Cast polyurethane (Shore A95) - Aluminum core - Two ball bearings	HUD-125-70	125	70	25	70	1,100	6205 ZZ
			HUD-150-68	150	68	30	70	1,500	6206 ZZ
			HUD-200-68	200	68	30	70	2,000	6206 ZZ
	HUQ	- Cast polyurethane (Shore A95) - Aluminum core - Four ball bearings	HUD-250-64	250	64	30	70	2,300	6206 ZZ
			HUQ-200-100	200	100	50	100	2,500	6210 ZZ
			HUQ-250-100	250	100	50	100	2,900	6210 ZZ
			HUQ-300-100	300	100	50	100	3,300	6210 ZZ

FOOT MASTER®

Heavy duty casters GF series









 650~1,300kg   -10~90°C




Brackets: Forged steel plate, double ball bearing with hardened bearing seats in the swivel head, strong welded steel frame, steel top brake system, bolted wheel axle structure

Surface Treatment: Powder coating, Zinc plated

* Recommended Load = Load Cap. × 3

Swivel	Rigid	Swivel with brake	Rigid with brake	Wheel type	 mm	 mm	 Kg	 mm	 mm	 mm	 mm	 mm
GF-100-ASF	GF-100-ARF	GF-100-BSF	GF-100-BRF	MUD	100	67	650	145	37	159x114	134x86 126x62	13
GF-125-ASF	GF-125-ARF	GF-125-BSF	GF-125-BRF		125	64	750	167	44			
GF-150-ASF	GF-150-ARF	GF-150-BSF	GF-150-BRF		150	64	800	190	52			
GF-200-ASF	GF-200-ARF	GF-200-BSF	GF-200-BRF		200	64	850	257	57			
GF-250-ASF	GF-250-ARF	GF-250-BSF	GF-250-BRF		250	64	1,200	300	61			
GF-100-ASF	GF-100-ARF	GF-100-BSF	GF-100-BRF	MCD	100	67	800	145	37	159x114	134x86 126x62	13
GF-125-ASF	GF-125-ARF	GF-125-BSF	GF-125-BRF		125	64	900	167	44			
GF-150-ASF	GF-150-ARF	GF-150-BSF	GF-150-BRF		150	64	1,000	190	52			
GF-200-ASF	GF-200-ARF	GF-200-BSF	GF-200-BRF		200	64	1,100	257	57			
GF-250-ASF	GF-250-ARF	GF-250-BSF	GF-250-BRF		250	64	1,300	300	61			

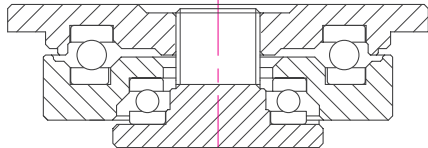
Options

						
Code Suffix	MUD	MCD	-FRN	-4DL		
Description	Cast PU(A95)	MC nylon(D80)	Brake direction	4 Directional Lock		
Available for	100 ~ 250	100 ~ 250	150 ~ 250	100 ~ 250		

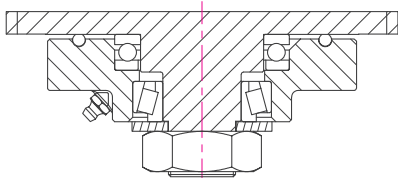
FOOT MASTER®

Heavy duty casters GXT series

kg 500~2,700kg **RoHS** **°C** -10~90°C



GXT(80~100)



GXT(125~250)

Brackets: Forged steel plate, double thrust bearing in the swivel head to optimize heavy load(125~250 series: thrust bearing and taper roller bearing), strong welded steel frame, hand-operated wheel brake system, special wheel axle for reinforce of smooth rolling

Surface Treatment: Powder coating, zinc plated

* Recommended Load = Load Cap. × 3

Swivel	Rigid	Swivel with brake	Wheel type								
				mm	mm	Kg	mm	mm	mm	mm	mm
GXT-80-ASF	GXT-80-ARF	GXT-80-BSF	HUD	80	48	500	120	40	100x85	80x60	9
GXT-100-ASF	GXT-100-ARF	GXT-100-BSF		100	48	600	140	40			
GXT-125-ASF	GXT-125-ARF	GXT-125-BSF		125	70	1,100	170	77.5			
GXT-150-ASF	GXT-150-ARF	GXT-150-BSF		150	68	1,500	224	48	175x140	148x111 132x99	14
GXT-200-ASF	GXT-200-ARF	GXT-200-BSF		200	68	2,000	275	60			
GXT-250-ASF	GXT-250-ARF	GXT-250-BSF		250	64	2,300	310	75			
GXT-80-ASF	GXT-80-ARF	GXT-80-BSF	MCD	80	48	800	120	40	100x85	80x60	9
GXT-100-ASF	GXT-100-ARF	GXT-100-BSF		100	48	900	140	40			
GXT-125-ASF	GXT-125-ARF	GXT-125-BSF		125	70	1,500	170	77.5			
GXT-150-ASF	GXT-150-ARF	GXT-150-BSF		150	70	2,200	200	80	175x140	148x111 132x99	14
GXT-200-ASF	GXT-200-ARF	GXT-200-BSF		200	70	2,500	260	75			
GXT-250-ASF	GXT-250-ARF	GXT-250-BSF		250	70	2,700	310	75			
GXT-80-ASF	GXT-80-ARF	GXT-80-BSF	NYD	80	48	800	120	40	100x85	80x60	9
GXT-100-ASF	GXT-100-ARF	GXT-100-BSF		100	48	900	140	40			
GXT-200-ASF	GXT-200-ARF	GXT-200-BSF		200	70	2,500	260	75			

Options

Code Suffix	HUD	HUD	MCD	NYD		
Description	Cast PU(D70)	Cast PU(A95)	MC nylon(D80)	High-Performance Nylon(D70)		
Available for	80 ~ 100	125 ~ 250	80 ~ 250	80 ~ 200		

FOOT MASTER®

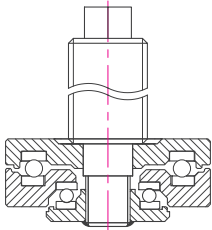
Heavy duty casters GXT series



450~600kg



-10~90°C



Brackets: Forged steel bolt, double thrust bearing in the swivel head to optimize heavy load, strong welded steel frame, hand-operated wheel brake system, special wheel axle for reinforce of smooth rolling

Surface Treatment: Powder coating, zinc plated

* Recommended Load = Load Cap. × 3

Swivel	Swivel with brake	Wheel type	mm	mm	Kg	mm	mm	mm	mm	mm
GXT-80-ASS	GXT-80-BSS	HUD	80	48	500	120	40	TM32-4Thread or M36x4.0P	115+15	20
GXT-100-ASS	GXT-100-BSS		100	48	600	140	40	TW38-4Thread	101.6+12.7	19
GXT-100-ASS	GXT-100-BSS		100	48	600	140	40		101.6+12.7	19
GXT-75-ASS	GXT-75-BSS	MCD	75	48	450	108	25	M24x3.0P	102.3+12.7 127+12.7	17
GXT-80-ASS	GXT-80-BSS		80	48	500	120	40	TM32-4Thread or M36x4.0P	115+15	20
GXT-100-ASS	GXT-100-BSS		100	48	600	140	40	TW38-4Thread	101.6+12.7	19
GXT-100-ASS	GXT-100-BSS	NYD	100	48	600	140	40	M24x3.0P	102.3+12.7 127+12.7	17
GXT-75-ASS	GXT-75-BSS		75	48	450	108	25		TM32-4Thread or M36x4.0P	115+15
GXT-80-ASS	GXT-80-BSS		80	48	500	120	40	TW38-4Thread		101.6+12.7
GXT-100-ASS	GXT-100-BSS		100	48	600	140	40		101.6+12.7	19

Options

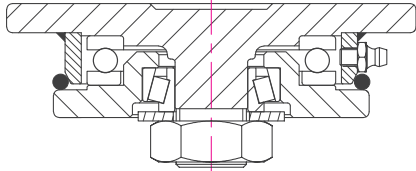
Code Suffix	HUD	MCD	NYD			
Description	Cast PU(D70)	MC nylon(D80)	Nylon66(D70)			
Available for	80 ~ 100	75 ~ 100	75 ~ 100			

FOOT MASTER®

Heavy duty casters

GXTT series









 800~2,300kg  RoHS  -10~90°C





Brackets: Forged steel plate, thrust bearing and taper roller bearing in the swivel head to optimize heavy load, grease nipple, strong welded steel frame, hand-operated wheel brake system, bolted wheel axle structure

Surface Treatment: Powder coating, zinc plated

* Recommended Load = Load Cap. × 3

Swivel	Rigid	Swivel with brake	Rigid with brake	Wheel type	 mm	 mm	 Kg	 mm	 mm	 mm	 mm	 mm
GXTT-75-ASF	GXTT-75-ARF	GXTT-75-BSF	GXTT-75-BRF	HUD	75	40x2	800	125	45	[SF]		
GXTT-100-ASF	GXTT-100-ARF	GXTT-100-BSF	GXTT-100-BRF		100	40x2	1,100	150	50	140x110 [RF]	105x80	13
GXTT-125-ASF	GXTT-125-ARF	GXTT-125-BSF	GXTT-125-BRF		125	40x2	1,400	175	55	140x117		
GXTT-75-ASF	GXTT-75-ARF	GXTT-75-BSF	GXTT-75-BRF	MCD	75	40x2	1,700	125	45	[SF]		
GXTT-100-ASF	GXTT-100-ARF	GXTT-100-BSF	GXTT-100-BRF		100	40x2	2,000	150	50	140x110 [RF]	105x80	13
GXTT-125-ASF	GXTT-125-ARF	GXTT-125-BSF	GXTT-125-BRF		125	40x2	2,300	175	55	140x117		

Options


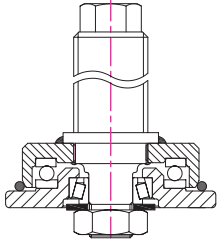
						
Code Suffix	HUD	MCD				
Description	Cast PU(D70)	MC nylon(D80)				
Available for	75 ~ 125	75 ~ 125				

FOOT MASTER®

Heavy duty casters

GXTT series









 800~1700kg  RoHS  -10~90°C





Brackets: Forged steel bolt, thrust bearing and taper roller bearing in the swivel head to optimize heavy load, grease nipple, strong welded steel frame, hand-operated wheel brake system, bolted wheel axle structure

Surface Treatment: Powder coating, zinc plated

* Recommended Load = Load Cap. × 3

Swivel	Swivel with brake	Wheel type	 mm	 mm	 Kg	 mm	 mm	 mm	 mm	 mm
GXTT-75-ASS	GXTT-75-BSS	HUD	75	40x2	800	128,5	45	TR36x5P	174+20	24
					800			M42x4.5P	130+20	30
					800			M52x5.0P	200+20	27
GXTT-100-ASS	GXTT-100-BSS		100	40x2	1,000	153,5	50	TR36x5P	174+20	24
					1,100			M42x4.5P	130+20	30
					1,100			M52x5.0P	200+20	27
GXTT-125-ASS	GXTT-125-BSS		125	40x2	1,000	178,5	55	TR36x5P	174+20	24
					1,400			M42x4.5P	130+20	30
					1,400			M52x5.0P	200+20	27
GXTT-75-ASS	GXTT-75-BSS	MCD	75	40x2	1,000	128,5	45	TR36x5P	174+20	24
					1,400			M42x4.5P	130+20	30
					1,700			M52x5.0P	200+20	27
GXTT-100-ASS	GXTT-100-BSS		100	40x2	1,000	153,5	50	TR36x5P	174+20	24
					1,400			M42x4.5P	130+20	30
					1,700			M52x5.0P	200+20	27
GXTT-125-ASS	GXTT-125-BSS		125	40x2	1,000	178,5	55	TR36x5P	174+20	24
					1,400			M42x4.5P	130+20	30
					1,700			M52x5.0P	200+20	27

Options

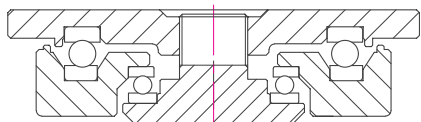

						
Code Suffix	HUD	MCD				
Description	Cast PU(D70)	MC nylon(D80)				
Available for	75 ~ 125	75 ~ 125				

FOOT MASTER®

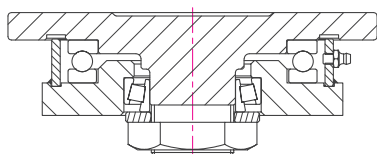
Heavy duty casters

GXTD series

 400~8,000kg  RoHS  -10~90°C



GXTD(100~200)











GXTD(250~300)



Brackets: Forged steel plate, double thrust bearing in the swivel head to optimize heavy load(250/300 series: thrust bearing and taper roller bearing), grease nipple, strong welded steel frame, bolted wheel axle structure

Surface Treatment: Powder coating, zinc plated

* Recommended Load = Load Cap. × 3

Swivel	Rigid	Wheel type	 mm	 mm	 Kg	 mm	 mm	 mm	 mm	 mm
GXTD-100-ASF	GXTD-100-ARF	HUD	100	29x2	400	156	35	140x112	110x75 105x80	11
GXTD-110-ASF	GXTD-110-ARF		110	29x2	400	156	30	112x112	88x88	9
GXTD-150-ASF	GXTD-150-ARF		150	40x2	800	200	35	145x130	115x100	11
GXTD-200-ASF	GXTD-200-ARF		200	65x2	2,500	265	50	210x210	170x170	17
GXTD-250-ASF	GXTD-250-ARF		250	78x2	4,500	330	70	255x215	210x160	18
GXTD-300-ASF	GXTD-300-ARF		300	78x2	5,200	390	80			
GXTD-250-ASF	GXTD-250-ARF	MCD	250	78x2	7,000	330	70	255x215	210x160	18
GXTD-300-ASF	GXTD-300-ARF		300	78x2	8,000	390	80			

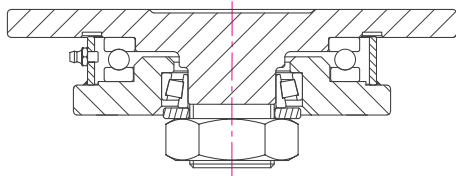
Options

						
Code Suffix	HUD	MCD				
Description	Cast PU(A95)	MC nylon(D80)				
Available for	100 ~ 300	250 ~ 300				

FOOT MASTER®

Heavy duty casters UGXT series








 **2,500~8,000kg**  **RoHS**  **-10~90°C**





Brackets: Forged steel plate, thrust bearing and taper roller bearing in the swivel head to optimize heavy load, grease nipple, strong welded steel frame, hand-operated wheel brake system, special wheel axle for reinforce of smooth rolling


Surface Treatment: Powder coating, zinc plated

* Recommended Load = Load Cap. × 3

Swivel	Rigid	Swivel with brake	Wheel type	 mm	 mm	 Kg	 mm	 mm	 mm	 mm	 mm
UGXT-200-ASF	UGXT-200-ARF	UGXT-200-BSF	HUQ	200	100	2,500	280	75	255x215	210x160	18
UGXT-250-ASF	UGXT-250-ARF	UGXT-250-BSF		250	100	2,900	330	80			
UGXT-300-ASF	UGXT-300-ARF	UGXT-300-BSF		300	100	3,300	380	90			
UGXT-200-ASF	UGXT-200-ARF	UGXT-200-BSF	MCQ	200	100	6,000	280	75	255x215	210x160	18
UGXT-250-ASF	UGXT-250-ARF	UGXT-250-BSF		250	100	7,000	330	80			
UGXT-300-ASF	UGXT-300-ARF	UGXT-300-BSF		300	100	8,000	380	90			


Options

						
Code Suffix	HUQ	MCQ				
Description	Cast PU(A95)	MC nylon(D80)				
Available for	200 ~ 300	200 ~ 300				



The Pride of Top Quality
FOOT MASTER®

Custom-made Casters, Wheels



Customized casters

SPECIAL CASTERS


kg 50~15,000kg

RoHS

Our customized caster is a product whose superiority was verified by being applied to the cutting-edge lines of domestic and overseas prominent enterprises requiring a strict clean class, and provides the best solution at any requirement condition of customers based on our over 20 years of technology experiences.

Scope of utilization

- Automated guided vehicle caster in the cutting-edge electronic industry such as semiconductor lines and LCD lines
- Various logistics equipment operated at severe conditions(AGV, LGV, RGV, etc.)
- Caster for ultra-high load equipment in shipbuilding/heavy industry and steel making industry
- Caster for other equipment and carts requiring special functions



Polyurethane products of various performances

- MDI / TDI
 - PPDI
 - NDI
 - Anti-static(ESD)
- High-end urethane products

Ultra heavy duty caster | AGV/AMR caster

- Optimal design reflecting the requirements of customers
- Robust structure with very outstanding durability and minimized noise generation
- Free caster for AGV equipment operated for 24 hours
- Coping with characteristics of high speed equipment and high load equipment, by using various kinds of urethane(TDI, PPDI, NDI)

AGV/AMR caster | Special-purpose caster

- Free caster for AGV equipment operated for 24 hours
- Caster for transportation of large containers
- Directional lock, steering device, bolt brake

Special-purpose caster | AGV/AMR caster

- Caster for simulator equipment moving on rails
- V-type wheel, directional lock, high-hardness urethane use
- Tilt type AGV/AMR caster(MAX:9° TILT)
- Tilt function to be used in uneven road surface environments

Special-purpose caster | Heat-resistant shock-absorbing caster

- Vertical swivel caster
- Heat resistant shock-absorbing caster
- Outstanding effect of protecting cargos at a high-temperature environment
- Cart/equipment for high-temperature processes of semiconductors: 250°C

Customized casters

SPECIAL CASTERS


 50~15,000kg

 RoHS



Leveling caster | shock-absorbing caster

- Leveling caster(Height adjusting function after movement of equipment)
- Shock-absorbing caster(GRIP RING STEM)



Leveling caster | Shock absorbing caster

- Heavy duty leveling caster(Up to TM44 screw standard)
- Shock-absorbing leveling caster



Heavy duty caster

- Fixed brake caster
- Caster with rotatable scrapers



Special-purpose caster

- U-angle caster for salt farms(Vertical rotation, stainless product)
- Low-height medium duty caster(Goliath crane rotation equipment)



AGV/AMR caster

- Free caster for AGV equipment operated for 24 hours
- Usable in uneven road surface environments, as a shock-absorbing type

Customized wheels

High Quality TDI Wheels

 50~8,000kg

 RoHS

TDI product group suitable for various applications with excellent dynamic characteristics. Ether or ester material with high tensile strength and tear strength to have an excellent dynamic characteristic.

<p>1</p>  <p>AGV/AMR drive wheel D200 x W100(STEEL CORE)</p>	<p>2</p>  <p>AGV/AMR drive wheel D150 x W50(AL CORE)</p>	<p>3</p>  <p>Stocker drive wheel AGV/AMR drive wheel D500 x W170(AL CORE) D300 x W120(STS CORE)</p>	
<p>4</p>  <p>AGV/AMR guide wheel D200 x W40(AL CORE)</p>	<p>5</p>  <p>Robot drive wheel D100 x W25(AL CORE)</p>		
<p>6</p>  <p>LGV guide wheel D250 x W180(STEEL CORE)</p>	<p>7</p>  <p>OHT drive wheel D100 x W25(AL CORE)</p>	<p>8</p>  <p>Conveyor roller D70 x W30(STEEL CORE)</p>	<p>9</p>  <p>Conveyor roller D200 x W50(STEEL CORE)</p>
<p>10</p>  <p>Roller D80 x W50(STEEL CORE)</p>	<p>11</p>  <p>Robot wheel D100 x W25(AL CORE)</p>	<p>12</p>  <p>Robot drive wheel D100 x W30(STEEL CORE)</p>	<p>13</p>  <p>Robot drive wheel D200 x W40(AL CORE)</p>
<p>14</p>  <p>Forklift roller D80 x W120(STS CORE)</p>	<p>15</p>  <p>Guide wheel D60 x W25(AL CORE)</p>	<p>16</p>  <p>Chemical resistance wheel D200 x W60(STEEL CORE)</p>	<p>17</p>  <p>Cam follower Guide wheel D50 x W20(STEEL CORE)</p>

Customized wheels

Premium PPDI / NDI Wheels



50~8,000kg



Our customized wheel is a product whose superiority was verified by being applied to the cutting-edge lines of domestic and overseas prominent enterprises requiring a strict clean class, and provides the best solution at any requirement condition of customers based on our over 20 years of technology experiences.



Premium PPDI / NDI product characteristics

- Excellent dynamic characteristics(usable for long time)
- Has high tear strength to have very high durability against tearing
- Fast restoring force during operation after a stop(high repulsive elasticity)
- Has high durability of abrasion to minimize generation of particles(Suitable for clean rooms)
- Anti-static($10^8 \sim 10^9 \Omega \text{cm}$) ⚡

Manufactured with various sizes(D50~D550)

Scope of utilization

- Drive and guide wheel for high load equipment
- Drive wheel for equipment operated at a high speed
- Drive and guide wheel for various logistics equipment (STOCKER, AGV, LGV, RGV, OHT, SHUTTLE, ROLLER)



Customized wheels

Premium PPDI / NDI Wheels



Has high durability of abrasion and high strength of tear to make generation of particles low and have high durability against cracks. Has high repulsive elasticity to exert fast recovery force even after a long-time stop and has excellent dynamic characteristics even in a severe condition.

<p>10</p>  <p>Stocker drive wheel(PPDI) D350 x W140(AL CORE)</p>	<p>11</p>  <p>Stocker guide wheel(PPDI) D60 x W25(AL CORE)</p>	<p>12</p>  <p>Stocker drive wheel(PPDI + ESD) D520 x W190(AL CORE)</p>	
<p>13</p>  <p>Stocker drive wheel(PPDI + ESD) D300 x W60(AL CORE)</p>	<p>14</p>  <p>LGV drive wheel(PPDI) D230 x W80(STEEL CORE)</p>		
<p>15</p>  <p>Stocker drive wheel(PPDI + ESD) D500 x W170(AL CORE)</p>	<p>16</p>  <p>OHT · OHS drive wheel(PPDI) D76 x W21(AL CORE)</p>	<p>17</p>  <p>OHT · OHS drive wheel(NDI) D125 x W16(AL CORE)</p>	<p>18</p>  <p>OHT · OHS drive wheel(NDI) D115 x W20(AL CORE)</p>
<p>19</p>  <p>OHT drive wheel(PPDI) D115 x W20(AL CORE)</p>	<p>20</p>  <p>OHT · OHS drive wheel(NDI) D100 x W25(AL CORE)</p>	<p>21</p>  <p>OHT · OHS drive wheel(NDI) D76 x W21(AL CORE)</p>	<p>22</p>  <p>OHT · OHS drive wheel(NDI) D115 x W20(AL CORE)</p>
<p>23</p>  <p>OHT guide wheel(PPDI + ESD) D60 x W21(AL CORE)</p>	<p>24</p>  <p>Anti-static wheel(PPDI + ESD) D75 x W30(AL CORE)</p>	<p>25</p>  <p>Stocker drive wheel(PPDI + ESD) D240 x W60(AL CORE)</p>	<p>26</p>  <p>Stocker drive wheel(PPDI + ESD) D400 x W120(AL CORE)</p>

Roller


ROLLER series



380~750kg



-10~90°C



High-quality roller wheel

- Robust structure by using steel cores
- High-quality polyurethane + excellent bonding force
- Strong waterproofing and corrosion resistance
- Excellent mechanical property
- Use temperature : -10 ~ +90°C

Series	Wheel types	Description	Wheel Dia(D) mm	Wheel width(W) mm	Hub length(L) mm	Axle bore(A) mm	Load capacity Kg	Bearing type
HURD	HURD-80-06017	- Cast polyurethane(Shore A95) - Steel core - Two ball bearings	80	55	60	17	380	6005 ZZ
	HURD-80-07017		80	65	70	17	450	6005 ZZ
	HURD-80-10017		80	95	100	17	650	6005 ZZ
	HURD-80-06020		80	55	60	20	380	6005 ZZ
	HURD-80-07020		80	65	70	20	450	6005 ZZ
	HURD-80-10020		80	95	100	20	650	6005 ZZ
	HURD-85-06017		85	55	60	17	450	6005 ZZ
	HURD-85-07017		85	65	70	17	520	6005 ZZ
	HURD-85-08017		85	75	80	17	600	6005 ZZ
	HURD-85-09017		85	85	90	17	670	6005 ZZ
	HURD-85-10017		85	95	100	17	750	6005 ZZ
	HURD-85-06020		85	55	60	20	450	6005 ZZ
	HURD-85-07020		85	65	70	20	520	6005 ZZ
	HURD-85-08020		85	75	80	20	600	6005 ZZ
	HURD-85-09020		85	85	90	20	670	6005 ZZ
	HURD-85-10020		85	95	100	20	750	6005 ZZ

Leveling foot

PC / PF / PFR / PFA series

kg 200~1,000kg

RoHS



Materials		
Bolt/Nut	PC	Carbon steel
	PF	
	PFR	
	PFA	
Pad	PC	Pressed steel + TPR
	PF	Pressed steel
	PFR	Pressed steel + NBR
	PFA	Pressed steel
Finish	All	Ni plated / Polishing

Unit : mm

Series	L1	L	H1	H	B	A	Kg/4pcs
PC-8	40	57.5	11	6.5	Ø36	M8x1.25	200
	80	97.5					
PC-10	60	81	13	8	Ø48	M10x1.5	300
	100	121					
PC-12	60	82	9	11	Ø58	M12x1.75	500
	90	112					
	120	142					
	150	172					
PC-16	50	76	15	14	Ø74	M16x2.0	800
	80	106					
	100	126					
	130	156					
	150	176					
	180	206					
PC-20	100	129	22.5	11	Ø80	M20x2.5	1,000
	130	159					
	150	179					
	180	209					

Series	L1	L	H1	H	B	A	Kg/4pcs
PF-8	40	57	10.5	6.5	Ø37	M8x1.25	200
	80	97					
PF-10	60	81	13.5	8	Ø54	M10x1.5	300
	100	121					
	120	142					
PF-12	60	82	9	11	Ø74	M12x1.75	500
	90	112					
	120	142					
	150	172					
PF-16 SPF-16 (Stainless Steel)	50	79	17	14	Ø80	M16x2.0	800
	80	109					
	100	129					
	130	159					
	150	179					
	180	209					
PF-20 SPF-20 (Stainless Steel)	100	131	22.5	11	Ø80	M20x2.5	1,000
	130	161					
	150	181					
	180	211					

Series	L1	L	H1	H	B	A	Kg/4pcs
PFR-8	40	61	15	6.5	Ø43	M8x1.25	200
	80	101					
PFR-10	60	86	18	8	Ø60	M10x1.5	300
	100	126					
PFR-12	60	87	9	11	Ø80	M12x1.75	500
	90	117					
	120	147					
	150	177					
PFR-16 SPFR-16 (Stainless Steel)	50	84	22.5	14	Ø80	M16x2.0	800
	80	114					
	100	134					
	130	164					
	150	184					
	180	214					
PFR-20 SPFR-20 (Stainless Steel)	100	136	14	11	Ø80	M20x2.5	1,000
	130	166					
	150	186					
	180	216					

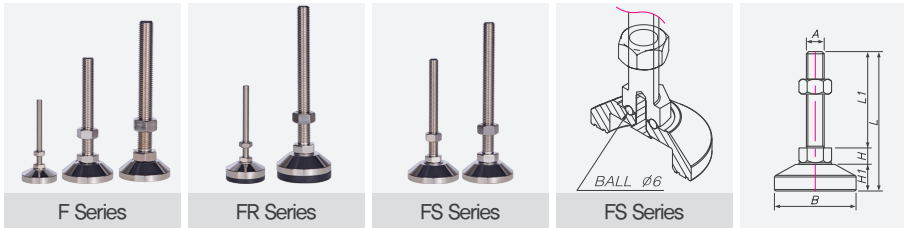
Series	L1	L	H1	H	B	A	Kg/4pcs
PFA-10	60	85	17	8	Ø74	M10x1.5	300
	100	125					
	120	146					
PFA-12	60	86	9	11	Ø80	M12x1.75	500
	90	116					
	120	146					
	150	176					
PFA-16 SPFA-16 (Stainless Steel)	50	79	22.5	14	Ø80	M16x2.0	800
	80	109					
	100	129					
	130	159					
	150	179					
	180	209					
PFA-20 SPFA-20 (Stainless Steel)	100	131	14	11	Ø80	M20x2.5	1,000
	130	161					
	150	181					
	180	211					

Leveling foot

F/ FR / FS series

kg 1,000~4,000kg

RoHS



Materials		
Bolt/Nut	F	Carbon steel
	FR	
	FS	
Pad	F	Forged steel
	FR	Forged steel + NBR
	FS	Forged steel
Finish	All	Ni plated / Polishing

Series	L1	L	H1	H	B	A	Kg/4pcs
F-10	60	86	18	8	Ø55	M10x1.5	1,000
	100	126					
F-12	60	87	25	9	Ø80	M12x1.75	1,500
	90	117					
	120	147					
	150	177					
F-16 SF-16 (Stainless Steel)	50	86	25	11	Ø80	M16x2.0	2,000
	80	116					
	100	136					
	130	166					
	150	186					
	180	216					
F-20 SF-20 (Stainless Steel)	100	139	25	14	Ø80	M20x2.5	3,000
	130	169					
	150	189					
	180	219					
F-24	150	191	25	16	Ø80	M24x3.0	4,000
	200	241					

Series	L1	L	H1	H	B	A	Kg/4pcs
FR-10	60	92.5	24.5	8	Ø55	M10x1.5	1,000
	100	132.5					
FR-12	60	93.5	35	9	Ø80	M12x1.75	1,500
	90	123.5					
	120	153.5					
	150	183.5					
FR-16 SFR-16 (Stainless Steel)	50	96	35	11	Ø80	M16x2.0	2,000
	80	126					
	100	146					
	130	176					
	150	196					
	180	226					
FR-20 SFR-20 (Stainless Steel)	100	149	35	14	Ø80	M20x2.5	3,000
	130	179					
	150	199					
	180	229					
FR-24	150	201	35	16	Ø80	M24x3.0	4,000
	200	251					

Series	L1	L	H1	H	B	A	Kg/4pcs
FS-20	150	189	25	13	Ø80	M20x2.5	3,000
FS-24	200	241		15		M24x3.0	4,000

Trolley

FT series

 150~300kg

 RoHS



FT-150-RB
(Rigid handle)



FT-150-FB
(Foldable handle)



FT-150-FD
(Foldable handle, Deck brake)



Deck brake




FT-300-RB
(Rigid handle)



FT-300-FB
(Foldable handle)



FT-300-FD
(Foldable handle, Deck brake)



FT-300X-OO
(Caster layout)

Series	Dimension(mm)			Load capacity (kg)	Net weight (kg)	
	Deck	Handle height	Deck height			
FT-150	FT-150-FA	750x470	870	150	12	
	FT-150-FB				189	13.5
	FT-150-FD					850
	FT-150-RA		13.5			
	FT-150-RB				18.6	
	FT-150-RD					20.3
FT-300	FT-300-FA	900x600	870	300		
	FT-300-FB				215	
	FT-300-FD					850
	FT-300-RA		870			
	FT-300-RB				850	
	FT-300-RD					
	FT-300X-FA		870			20.3
	FT-300X-FB					
	FT-300X-RA					
	FT-300X-RB					

HIGH-PERFORMANCE NYLON WHEELS

- ▶ 2X performance improvement
- ▶ applying premium black color
- ▶ Improved floor protection
- ▶ Economical









FOOT MASTER®

High-Performance Nylon Wheels

G-DOK Industries Co., Ltd. has achieved a great accomplishment through its highest technical skills by developing a high-performance nylon wheel that can withstand heavy loads. We also doubly improved its efficacy over the normal nylon wheel, improved on-site pollution with black colored wheel, improved floor protection, and enabled an affordable price.

Typical casters Recommended Load = Load Cap. × 3

Image	Model Swivel / Rigid / Brake	Wheel diameter mm	Load capacity mm	Overall height mm	Plate size mm	Plate hole centers mm	Plate hole size mm
	PLM-150 ASF / ARF / BSF	150	450	190	115*102	92*66 76*76	11
	PM-100,150 ASF / ARF / BSF	100 150	350 450	136 190	115*102	92*66 76*76	11
	GH-100,150 ASF / ARF / BSF	100 150	600	156 205.5	115*102	92*66 76*76	11
	PH-100,150 ASF / ARF / BSF	100 150	600	157 206	100*85	80*60 77*45	9
	PMW-150 ASF / ARF / BSF	150	450	190	140*110	105*80 105*75	11
	PHW-150 ASF / ARF / BSF	150	600	206	130*110	105*75 92*66	12

GXT-80, 125, 150 high-performance wheels are scheduled to be launched at the end of 2023

Typical casters Recommended Load = Load Cap. × 3

Image	Model Swivel / Rigid / Brake	Wheel diameter mm	Load capacity mm	Overall height mm	Plate size mm	Plate hole centers mm	Plate hole size mm
	GXT-100 ASF / ARF / BSF	100	900	140	100*85	80*60	9
	GXT-200 ASF / ARF / BSF	200	2,500	260	175*140	148*111 132*99	14

GXT-80, 125, 150 high-performance wheels are scheduled to be launched at the end of 2023


FOOT MASTER®

Special casters for

SECONDARY BATTERY

industry

- ▶ Hazardous substance free for battery manufacturing
- ▶ Quality assurance through test report
- ▶ 50% cost reduction (vs. stainless casters)



GDS



PM



PL



GXT



GDN







Special casters for secondary battery industry

Special casters for secondary battery and aerospace industry

Are you still using high-priced stainless steel casters?

Try using battery-only casters that have been free of hazardous substances that may cause problems during the manufacturing process.

We guarantee the perfect safety of removing all hazardous material by providing reports per order number on each one.

Image	Model Swivel / Rigid / Brake	Wheel diameter mm	Load capacity kg	Overall height mm	Plate size mm	Plate hole centers mm	Plate hole size mm	
	GDN - 40 / 60 / 80 - F - CUR - ENI	42	50	71+10	55 * 55	42 * 42	6.5	
		50	250	82+10	73 * 73	58 * 58	7	
		63	500	103+15	90 * 90	70 * 70	9	
	GD -150 - F - MCN - ENI	90	1,500	132+15	100 * 100	70 * 70	13	
	GDS -100 / 125 / 130 / 150 / 200 - F - LUD / HUD - ENI	100	100	160-20	73 * 73	58 * 58	7	
		125	100	187-20	73 * 73	58 * 58	7	
		130	350	200-30	95 * 95	70 * 70	11	
		150	350	230-30	95 * 95	70 * 70	11	
		200	350	270-35	95 * 95	70 * 70	11	
	PL - 75 / 100 / 125 - F - HRS - ENI	75	75	112.5	95 * 64	78 * 45 or 72 * 45	9	
		100	100	137.5				
		125	110	162.5				
	PM -100 / 130 / 150 - MUD - ENI	100	250	136	115 * 102	92 * 66 or 76 * 76	11	
		130	300	162				
		150	350	190				
	GXT - 80 / 100 / 125 150 / 200 - HUD / MCD - ENI	80	500 / 800	120	100 * 85	80 * 60 (80 / 100)	9	
		100	600 / 900	140	100 * 85		9	
		125	1,100 / 1,500	170	175 * 140		14	
		150	1,500 / 2,200	224 / 200	175 * 140		148 * 111 or 132 * 99 (125 / 150 / 200)	14
		200	2,000 / 2,500	275 / 260	175 * 140		14	

* Levelling caster Recommended Load = Load Cap. × 2

* Typical casters Recommended Load = Load Cap. × 3

Image	Model Swivel / Rigid / Brake	Wheel diameter mm	Load capacity kg	Overall height mm	Mounting bolt size	Bolt length mm	etc.
	GDN - 40 / 60 / 80 - S - CUR - ENI	42	50	71+10	M8 * 1.25P	10	
		50	250	82+10	M12 * 1.75P	18	
		63	500	103+15	M12 * 1.75P	16	
	GDS -100 / 125 / 130 / 150 / 200 - S - LUD / HUD - ENI	100	100	160-20	M12 * 1.75P	18	
		125	100	187-20	M12 * 1.75P	18	
		130	350	200-30	M16 * 2.0P	24	
		150	350	230-30	M16 * 2.0P	24	
		200	350	270-35	M16 * 2.0P	24	
	PL - 75 / 100 / 125 - S - HRS - ENI	75	75	112.5	M12x1.75P	25	
		100	100	137.5			
		125	110	162.5			

* Levelling caster Recommended Load = Load Cap. × 2

Typical casters Recommended Load = Load Cap. × 3

FOOT MASTER®

MUSEUM CASTERS

Have you ever worried about damages caused by vibration when moving exhibits?

- ✓ Storage to exhibition halls / Touring exhibitions
- ✓ Special casters proven in famous museums and art galleries


**SHOCK ABSORBING
CASTERS**



GDS MINI



GDS



GDSB

MUSEUM CASTERS



Premium FOOT MASTER Shock absorbing casters provide outstanding quality for a variety of deliveries – from art storage to exhibition, objects restoration, and special exhibits nationwide and overseas by minimizing damage risk and offering an absence of noise state. They are virtually verified casters adopted by Korean national OOO, provincial OOO, municipal OOO, private galleries, and European OO art galleries.

Image	Model Swivel/Rigid/Brake	Wheel diameter mm	Load capacity kg	Overall height mm	Plate size mm	Plate hole centers mm	Plate hole size mm
	GDS-50/65 -F-EUS	50 64	40 50	100-10 115-10	55*55	42*42	6.5
	GDS-75/100/125-F-LUD GDS-130/150/200-F-HUD	75 100 125 130 150 200	90 100 100 350 350 350	130-15 160-20 187-20 200-30 230-30 270-35	73*73 (75/100/125) 95*95 (130/150/200)	58*58 (75/100/125) 70*70 (130/150/200)	7 (75/100/125) 11 (130/150/200)
	GDSB-100/125-F	100 125	100	171-20 197-20	73*73	58*58	7
	GDSD-100/130-F -LUD/HUD	100 130	100 350	162.5-20 227-30	73*73 95*95	58*58 70*70	7 11
	GSST-130/150/200 -F-HUD	130 150 200	400	200-21 232-30 276-30	160*120	135*85 125*65	15
	PM-100/130/150 -F-SUD	100 130 150	200 270 330	136 162 190	115*102	92*66 76*76	11

* Recommended Load = Load Cap. x 3

* Plate PUS can be selected when applying a hand cart

* Recommend 50 degrees of low spring hardness and specialist consultation required

Image	Model Swivel/Rigid/Brake	Wheel diameter mm	Load capacity kg	Overall height mm	Mounting bolt size	Bolt length mm	etc.
	GDS-50/65 -S-EUS	50 64	40 50	100-10 115-10	M8*1.25P	10	
	GDS-75/100/125-S-LUD GDS-130/150/200-S-HUD	75 100 125 130 150 200	90 100 100 350 350 350	130-15 160-20 187-20 200-30 230-30 270-35	M12*1.75P (75/100/125) M16*2.0P (130/150/200)	18 (75/100/125) 24 (130/150/200)	
	GDSD-100-S	100	100	162.5-20	M12*1.75P	18	

* Recommended Load = Load Cap. x 3

* Recommend 50 degrees of low spring hardness

Operational manual




※ Please read the Operation Manual prior to use casters.

※ Please contact G-Dok Ind. for further information.

1. Caution

- Please make sure to read the Operation Manual prior to use casters.
- Please make sure to comply with cautions described below as they contain the critical content on safety.

Mark & Definition

 Danger	Indicating dangerous situation which is critical for safety as incorrect use may inflict the personal death or serious injury, or serious injury.
 Warning	Indicating dangerous situation which is critical for safety as incorrect use may inflict the personal death, serious injury or property damage.
 Caution	Indicating dangerous situation as incorrect use may inflict the light personal injury or property damage.

2. Warning & Caution

Leveling casters	General casters
<ul style="list-style-type: none"> •Use the leveling caster for short distance transporting & fixing the equipment or apparatus. •In the event the weight of equipment exceeds the recommended load per 4 casters, it will not withstand the heavier loads as the load is to be concentrated on 2 casters, even though more casters than 4 casters would be installed. •Never place loads heavier than the recommended load per 4 casters, as the casters may be damaged in the case of quipment weight exceeds the recommended load per 4 casters. 	<ul style="list-style-type: none"> •Use the general caster for the feet of equipment or moving carts. Using this caster other than the above purpose may cause undesirable accidents. •Never place loads heavier than the recommended load per 4 casters.

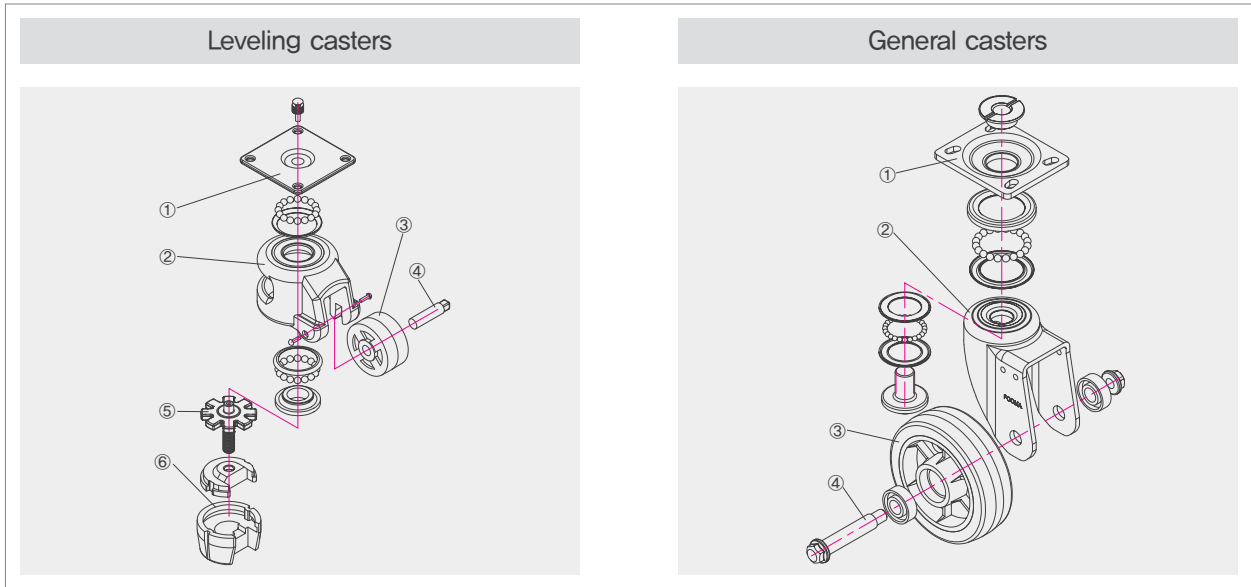
 **Warning** ※ Not conforming to the above matters may inflict the personal injury, caster or property damage.

3. Description of each section

3-1. Part name & function

No.	Part name	Function
1	Top plate	Mounting part to equipment or carts. Plate type and stem type.
2	Frame	Supporting part of wheel, swivel part and the whole caster. Swivel type and rigid type
3	Wheel	Rolling part
4	Shaft	Supporting wheels or guiding parts
5	Handle	Height adjusting part for leveling caster
6	Pad	Foot function of leveling caster

3-2. Dismantled diagram



⚠ Caution

4. Installation & Operation

4-1. Installation

- Select a model within the range of recommended load per 4 casters not exceeding the maximum loads of equipment or carts.
- Tightly fasten the plate of both faces with bolts & nuts, not to have any gaps.
- Once the model is selected, make the hole distance, hole size, tap & others of top plate & equipment plate of of selected model either identical or mountable.

4-2. How to use

Leveling casters	General casters
<ul style="list-style-type: none">•The users of leveling caster (multi functional purpose caster) must keep in mind followings. Not conforming to the above matters may inflict the personal injury, caster or property damage.•When moving the equipment, the moving speed should not be exceeded 1km/h and not longer distance than 10m by one shift.•When moving the equipment, the leveling pad (No. 6) mounted on the caster should be up by using handle (No. 5) not to make a friction to the floor.	<ul style="list-style-type: none">•The users of general casters must keep in mind followings. Not conforming to the above matters may inflict the personal injury, caster or property damage.•Users should make sure that the casters to be moved were DRIVEN by MANUAL or DRIVEN by POWER CAR. In spite of the casters were driven by manual power, it would be driven by power car, the casters would be broken.•The running speed of carts by manual is not exceeded over 4km/h and the carts by power should not be exceeded over 20km/h.

5. How to inspect

- When using the casters for a long period check the mounting bolts & nuts as they may be loosened. (Inspection cycle may vary depending on usage.)

6. Warranty & Sales Service

- The period of G-Dok product warranty is extended to One(1) Year from the date of purchase, providing either the sales service or replacement with new product at free of charge in the case of defective product due to G-Dok.

The Pride of Top Quality

Printed in February 2024

FOOT MASTER[®]

Casters & Wheels



 **G-DOK IND.**

Head office / Factory

27-50 Bugok Industrial Complex road 4, Dangjin-si, Chungcheongnam-do, South Korea

TEL 82,41,357,8390 | FAX 82,41,357,8395

www.gdok.co.kr | www.footmaster.net

E-mail gdok@gdok.co.kr

The contents of specifications could be revised without any notice for improvement.